



# Hose

# HOSE

Hydraulic

Suction and Return

Push-Lok® Plus

Transportation

Refrigerant

[www.parkerhose.com](http://www.parkerhose.com)



Push-Lok Plus  
Tough Cover

Compact® **TWIN TOUGH**

Super Tough Cover

A Hose Hydraulic

B Fittings

C Equipment

D Accessories

E Technical

 <p><b>Hydraulic Hose</b></p>	<p>601 A-8</p>  <p>SAE 100R3</p>	<p>422 A-8</p>  <p>Worldwide ISO 1436-1 TYPE 1SN</p>	<p>424 A-8</p>  <p>Phosphate Ester Base Fluids</p>
<p>421WC A-9</p>  <p>SAE 100R1 TYPE AT Protective Wire Cover</p>	<p>426 A-9</p>  <p>High Temperature SAE 100R1 TYPE AT</p>	<p>AX A-9</p>  <p>One-Wire Braid</p>	<p>482TC A-10</p>  <p>Tough Cover SAE 100R1 TYPE AT</p>
<p>482ST A-10</p>  <p>Super Tough SAE 100R1 TYPE AT</p>	<p>BXX A-10</p>  <p>SAE 100R2 TYPE AT</p>	<p>431 A-11</p>  <p>Compact - SAE 100R16</p>	<p>436 A-11</p>  <p>Compact - High Temperature - SAE 100R16</p>
<p>304 A-11</p>  <p>Phosphate Ester Base Fluids</p>	<p>301LT A-12</p>  <p>Low Temperature SAE 100R2 TYPE AT</p>	<p>451TC A-12</p>  <p>Tough Cover SAE 100R17</p>	<p>451ST A-12</p>  <p>Super Tough - SAE 100R17</p>
<p>451TC A-12</p>  <p>Hydraulic Twin Tough</p>	<p>341 A-13</p>  <p>SAE 100R9 TYPE AT</p>	<p>302 A-13</p>  <p>Worldwide ISO 1436-1 TYPE 2 SN</p>	<p>471TC A-13</p>  <p>Tough Cover ISO 11237-1 TYPE 2 SC</p>
<p>471ST A-13</p>  <p>Super Tough ISO 11237-1 TYPE 2 SC</p>	<p>471TC A-14</p>  <p>Hydraulic Twin Tough</p>	<p>472TC A-14</p>  <p>Tough Cover Two-Wire Braid</p>	<p>351TC A-14</p>  <p>Tough Cover 4,000 psi Constant W.P.</p>
<p>351ST A-14</p>  <p>Super Tough 4,000 psi Constant W.P.</p>	<p>721 A-15</p>  <p>SAE 100R12</p>	<p>721TC A-15</p>  <p>Extreme Tough Cover SAE 100R12</p>	<p>721ST A-15</p>  <p>Super Tough - SAE 100R12</p>
<p>772TC A-15</p>  <p>Tough Cover - SAE 100R12</p>	<p>772ST A-15</p>  <p>Super Tough - SAE 100R12</p>	<p>774 A-16</p>  <p>Phosphate Ester Base Fluids</p>	<p>711 A-16</p>  <p>Meets SAE 100R11 Performance</p>
<p>781 A-16</p>  <p>SAE 100R13</p>	<p>P35 A-17</p>  <p>SAE 100R13</p>	<p>782TC A-17</p>  <p>Tough Cover SAE 100R13</p>	<p>782ST A-17</p>  <p>Super Tough SAE 100R13</p>
<p>701 A-17</p>  <p>ISO 3862-1 TYPE 4SP</p>	<p>731 A-18</p>  <p>ISO 3862-1 TYPE 4SH</p>	<p>F42 A-18</p>  <p>Phosphate Ester Base Fluids</p>	<p>791TC A-18</p>  <p>Extreme Tough Cover SAE 100R15</p>
<p>792TC A-19</p>  <p>Tough Cover - SAE 100R15</p>	<p>792ST A-19</p>  <p>Super Tough - SAE 100R15</p>	<p>761 A-19</p>  <p>ParMax - 8,000 psi</p>	<p>JK A-19</p>  <p>Jack Hose</p>

<p><b>Suction &amp; Return Line Hose</b></p>	<p>811 A-20                        1/2 SAE Minimum Bend Radius                      SAE 100R4</p>	<p>811HT A-20                        1/2 SAE Minimum Bend Radius                      SAE 100R4</p>	<p>881 A-21                        SAE 100R4</p>
<p><b>"Push-Lok" Multipurpose Hose</b></p>	<p>804 A-22                        Dry Air/Hot Water</p>	<p>801 A-22                        Push-Lok® Plus</p>	<p>836 A-22                        Multipurpose High Temperature</p>
<p>821 A-23                        Multipurpose</p>	<p>821FR A-23                        Multipurpose Fire Resistant Cover</p>		
<p><b>Transportation Hose</b></p>	<p>271 A-24                        Air Brake Hose                      SAE J1402 A</p>	<p>SS23CG A-24                        Compressed Natural Gas and Liquefied Petroleum Gas</p>	<p>SS25UL A-24                        Liquefied Petroleum Gas</p>
<p>293 A-25                        Air Brake Hose                      SAE J1402</p>	<p>221FR A-25                        Marine Fuel and Engine Hose</p>	<p>213 A-26                        SAE J1402 AI</p>	<p>266 A-26                        SAE J1402 All</p>
<p>201 A-27                        SAE 100R5 SAE J1402 All</p>	<p>206 A-27                        SAE 100R5 SAE J1402 All</p>	<p>225 A-28                        SAE 100R5</p>	<p>CAH A-28                        Compressed Air Hose</p>
<p><b>Refrigerant Hose</b></p>	<p>285 A-29                        SAE J2064 TYPE C</p>	<p>244 A-29                        SAE J2064 TYPE B</p>	

A Hose Hydraulic

B Fittings

C Equipment

D Accessories

E Technical



How to Read the Hose Section

Parker offers a wide variety of hoses including braided, spiral, multi-purpose, transportation, refrigerant, LP gas and more. Parker's product line has been tested and approved to meet and exceed global standards. Our hoses range in size from 3/16" to 3" I.D. and are compatible with crimp and field-attachable style fittings. Specific hose information is displayed throughout Catalog 4400, Section A. Hose page content is defined by the information shown below. Please take a moment and review.

Parker Hose Nomenclature

- Example: 451TC-8
- 451**TC-8 - Hose Type
  - 451**TC**-8 - Indicates the special feature of the hose (in this case, 'Tough Cover')
  - 451TC-**8** - Hose inside diameter dash size (in this case, 8/16" or 1/2")

A Hose Hydraulic

B Fittings

C Equipment

D Accessories

E Technical

**Hose Outer Diameter**  
A critical measurement when considering hose clamps and applications where envelope size is limited.

**Hose Inner Diameter**  
Measured in 1/16 inch increments identified by use of a "dash"(-) numbering system. i.e., 4/16" = 1/4" = -4.

**Hose Working Pressure**  
Should have a working pressure rating meeting or exceeding the maximum operating pressure of the system. Maximum rating listed below in which the hose is to be used.

**Minimum Bend Radius**  
Is the smallest arc that the hose can be bent before its life is greatly reduced. Exceeding the bend radius can cause kinking, inner tube wash-out, and excessive stress on reinforcement.

**Weight**  
Provided by the foot for instances where it is a critical parameter in the design of the system.

**Approved Fitting**  
To be used with the hose. Could be crimped or field attachable.

**Catalog 4400 US**

**Hydraulic Hose**  
482TC, 482ST, BXX

**482TC**  
Hydraulic - **TOUGH COVER**  
SAE 100R1 TYPE AT / ISO 1436-1 TYPE 1SN / EN853 TYPE 1SN

**482ST**  
Hydraulic - **SUPER TOUGH**  
SAE 100R1 TYPE AT / ISO 1436-1 TYPE 1SN / EN853 TYPE 1SN

#	Hose I.D.		Hose O.D.		Working Pressure		Minimum Bend Radius		Weight		Parkrimp 43 Series
	inch	mm	inch	mm	psi	MPa	inch	mm	lbs/ft	kg/m	
482TC/ST-4	1/4	6,3	.530	14	3250	22,7	2	50	.16	0,24	•
482TC/ST-6	3/8	10	.690	17	3000	21,0	2-1/2	65	.23	0,34	•
482TC/ST-8	1/2	12,5	.820	21	2500	17,5	3-1/2	90	.29	0,43	•
482TC/ST-10	5/8	16	.940	24	2000	14,0	4	100	.33	0,49	•
482TC/ST-12	3/4	19	1.090	28	1750	12,2	4-3/4	120	.42	0,63	•
482TC/ST-16	1	25	1.410	36	1275	8,8	6	150	.63	0,94	•

**Application:** Petroleum base hydraulic fluids and lubricating oils.  
**Inner Tube:** Nitrile.  
**Reinforcement:** One braid steel wire.  
**Cover:** Synthetic rubber abrasion resistant, MSHA accepted.  
**Temperature Range:** -40°F to +212°F (-40°C to +100°C).  
**Fittings:** 43 Series - pg. B-xx.

**Hose Information**  
•Base part number  
•Description  
•SAE, ISO, and EN specifications

Indicates Hose Section

Lists hose part numbers on page

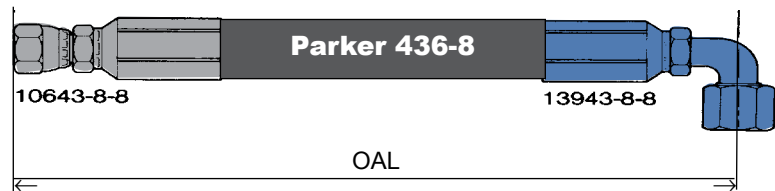
Visually shows hose construction

For more information regarding hose application and temperature, see the Technical Section (Section E)

Indicates fitting size is available.

**How to Order Crimped Hose Assemblies**

Box 1	Box 2	Box 3	Box 4	Box 5	Box 6	Box 7	Box 8	Box 9	Box 10	Box 11
F	436	06	39	08	08	08		-24		



Box 1: Prefix	
Symbol	Description
F =	Parkrimp Crimp Fittings (i.e 43 Series)
P =	Parkrimp Crimp Fittings (i.e 26 Series)
Y =	Permanent Crimp Fittings(i.e HY Series)
K =	Permanent Crimp Fittings (i.e 81 Series)

Box 7: Hose Size	
Symbol	Description
08 =	1/2 inch Hose Inner Diameter

Box 2: Hose Type	
Symbol	Description
436 =	SAE 100R16 Hose

Note: see page A-7 for complete list of Parker Hoses

Box 8: Fitting Material	
Symbol	Description
No Suffix =	Steel
B =	Brass
C =	316 Stainless Steel
BA=	Brass nipple with steel nut and socket
BS=	Brass nipple with brass nut and steel socket

Box 3: 1st Fitting End Configuration	
Symbol	Description
06 =	Female JIC 37 Degree Swivel Straight

Note: See page E-17 for a complete list of fitting configurations

Box 9: Over All Length (OAL)	
Symbol	Description
24 =	Expressed in inches (610 mm)

OAL of a hose assembly is measured from the end of the straight fitting or centerline of the fitting seat. OAL of the Seal-Lok® hose assembly is measured to the sealing surface of the straight fittings or to the centerline of the elbow fittings

Box 4: 2nd Fitting End Configuration	
Symbol	Description
39 =	Female JIC 37 Degree Swivel 90 Degree Elbow - Short Drop

Box 10: Displacement Angle	
Symbol	Description
270	Specified only if two (2) elbow fittings are used. Starting with either end as the far end, measure angle clockwise to describe the displacement angle of the near end

Box 5: 1st Fitting End Connection Size	
Symbol	Description
08 =	1/2" Female JIC (3/4x16 Thread)

Box 11: Hose Assembly Guards	
Symbol	Description
SG =	Spring Guard
AG =	Armor Guard
HG =	Polyguard
PG =	ParKoil™
FS =	Fire Sleeve
AS =	Partek Sleeving
PS =	Partek Sleeving

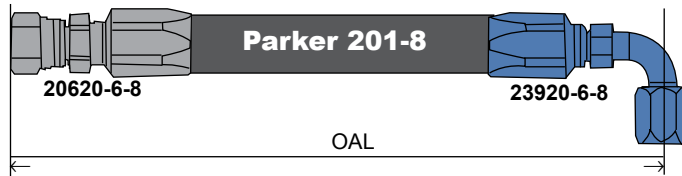
Note: When spelling out an assembly part number, list entire sleeving part number

Box 6: 2nd Fitting End Connection Size	
Symbol	Description
08 =	1/2" Female JIC (3/4x16 Thread)



How to Order Field Attachable Hose Assemblies

Box 1	Box 2	Box 3	Box 4	Box 5	Box 6	Box 7	Box 8	Box 9	Box 10	Box 11
R	201	06	39	06	06	08		-24		



Box 1: Prefix	
Symbol	Description
R =	Field Attachable i.e. 20 Series
M =	Mandrel i.e 23 and 23 Series
B =	Clamp i.e 88HC-H and 88DB on 88 Series
C =	Worm Gear Clamp i.e. 88H Series on 88 Series

Box 2: Hose Type	
Symbol	Description
201 =	SAE 100R5

Note: see page A-7 for complete list of Parker Hoses

Box 3: 1st Fitting End Configuration	
Symbol	Description
06 =	Female JIC 37 Degree Swivel - Str.

Note: See page E-17 for a complete list of fitting configurations

Box 4: 2nd Fitting End Configuration	
Symbol	Description
39 =	JIC 37 Degree Flare Elbow

Box 5: 1st Fitting End Connection Size	
Symbol	Description
06 =	3/8" JIC (9/16x18 Thread)

Box 6: 2nd Fitting End Connection Size	
Symbol	Description
06 =	3/8" JIC (9/16x18 Thread)

Box 7: Hose Size	
Symbol	Description
08 =	13/32 inch Hose Inner Diameter

Box 8: Fitting Material	
Symbol	Description
No Suffix =	Steel
B =	Brass
C =	316 Stainless Steel
BA =	Brass nipple with steel nut and socket
BS =	Brass nipple with brass nut and steel socket

Box 9: Over All Length (OAL)	
Symbol	Description
24 =	Expressed in inches (610 mm) OAL of a hose assembly is measured from the end of the straight fitting or centerline of the fitting seat. OAL of the Seal-Lok® hose assembly is measured to the sealing surface of the straight fittings or to the centerline of the elbow fittings

Box 10: Displacement Angle	
Symbol	Description
270	Specified only if two (2) elbow fittings are used. Starting with either end as the far end, measure angle clockwise to describe the displacement angle of the near end

Box 11: Hose Assembly Guards	
Symbol	Description
SG =	Spring Guard
AG =	Armor Guard
HG =	Polyguard
PG =	ParKoil™
FS =	Fire Sleeve
AS =	Partek Sleeving
PS =	Partek Sleeving
Note:	When spelling out an assembly part number, list entire sleeving part number

A Hose Hydraulic

B Fittings

C Equipment

D Accessories

E Technical

Hose Size	Hose Reinforcement	Working Pressure (psi)												Standard Temp. Range °F	SAE	ISO	EN	Page	
		-3	-4	-5	-6	-8	-10	-12	-16	-20	-24	-32	-40						-48
601	2-braids, fiber		1250		1125	1000		750	565						-40/+257	100R3	4079-1-R3		A-8
422	1-braid, wire		3250	3125	2600	2325	1875	1525	1275	900	725	575			-40/+212	100R1AT	1436-1-1SN		A-8
424	1-braid, wire								1000	625	500	375			-40/+176	100R1AT			A-8
421WC	1-braid, wire		2750		2250	2000		1250	1000						-40/+257				A-9
426	1-braid, wire		2750		2250	2000	1500	1250	1000	625	500	375			-50/+302	100R1AT			A-9
AX	1-braid, wire		3000		3000	2500	1500	1250	1000						-40/+212				A-9
482TC/ST	1-braid, wire		3250	3250	3000	2500	2000	1750	1275						-40/+212	100R1AT	1436-1-1SN	853-1SN	A-10
BXX	2-braids, wire		5000		4000	3500	2750	2250	2000						-40/+212	100R2AT			A-10
431	2-braids, wire		5000	4250	4000	3500	2750	2250	2000						-40/+257	100R16			A-11
436	2-braids, wire				4000	3500	2750	2250	2000						-55/+302	100R16			A-11
304	2-braids, wire		5000		4000	3500		2250	2000	1625	1250	1125			-40/+176				A-11
301LT	2-braids, wire		5000		4000	3500		2250	2000						-67/+212	100R2AT			A-12
451TC/ST	1-braid, wire		3000		3000	3000	3000	3000	3000	3000					-40/+212	100R17			A-12
451TC Twin Tough	1 braid, steel wire				3000	3000									-40/+212	100R17	11237-1		A-12
341	4-spiral, wire				4500	4000		3000	3000	2500					-40/+212	100R9AT			A-13
302	2-braids, wire		5800	5000	4750	4000	3600	3100	2400	1800	1300	1150			-40/+212	100R2AT	1436-1-2SN		A-13
471TC/ST	2-braids, wire		5800		5000	4250	3625	3125	2500						-40/+212		11237-1-2SC	857-2SC	A-13
471TC Twin Tough	2-braids, steel wire				5000	4250									-40/+212		11237-1-2SC	857	A-14
472TC	2-braids, wire									2250	1800	1300			-40/+212				A-14
351TC/ST	2-braids, wire		4000	4000	4000	4000	4000	4000							-40/+212				A-14
721/721TC	4-spiral, wire				4000	4000	4000	4000	4000	3000	2500	2500			-40/+257	100R12	3862-1-R12	856-R12	A-15
721ST	4-spiral, wire					4000	4000	4000	4000	3000					-40/+257	100R12	3862-1-R12	856-R12	A-15
772TC/ST	4-spiral, wire				4000	4000	4000	4000	4000	3000	2500	2500			-40/+257	100R12	3862-1-R12	856-R12	A-15
774	4-spiral, wire							4000	4000	3000	2500	2500			-40/+176				A-16
711	4-spiral, wire										3000	3000			-40/+212	100R11			A-16
781	4/6-spiral, wire							5000	5000	5000	5000				-40/+257	100R13	3862-1-R13	856-R13	A-16
P35	4/6-spiral, wire											5000			-40/+257	100R13	3862-1-R13	856-R13	A-17
782TC/ST	4/6-spiral, wire							5000	5000	5000	5000				-40/+257	100R13	3862-1-R13	856-R13	A-17
701	4-spiral, wire				6500	6000	5000								-40/+212		3862-1-4SP	856-4SP	A-17
731	4-spiral, wire							6000	5500	4700	4200	3600			-40/+212		3862-1-4SH	856-4SH	A-18
F42	4/6 spiral steel wire					6000		6000	6000	6000					-40/+176				A-18
791TC	4/6-spiral, wire							6000	6000	6000	6000				-40/+257	100R15	3862-1-R15		A-18
792TC/ST	4/6-spiral, wire							6000	6000	6000					-40/+257	100R15	3862-1-R15		A-19
761	6-spiral, wire							8000	8000						-40/+257				A-19
JK	2-braids, wire		10500		1000										-40/+120				A-19
811/811HT with HC	1-braid, 1-spiral wire							100	70	50	50	50	62		-40/+212	100R4			A-20
881 with HC	2-braids, 1-spiral wire							100	70	50	50	50	62		-40/+257	100R4			A-21
811/811HT with 81	1-braid, 1-spiral wire							300	250	200	150	100	62		-40/+212	100R4			A-20
881 with 43/81/DB	2-braids, 1-spiral wire							300	250	200	150	100	62		-40/+257	100R4			A-21
804	1-braid, fiber		150		150	150		150							-40/+176				A-22
801	1-braid, fiber		250		250	250	250	250	175						-40/+212				A-22
836	1-braid, fiber		250		250	250	250								-55/+302				A-22
821	1-braid, fiber		350		300	300	250	250							-40/+212				A-23
821FR	1-braid, fiber		350		300	300		250							-40/+212				A-23
271	1-braid, fiber				225	225									-50/+212	J1402 A			A-24
SS23CG	1-braid, wire				350	350	350	350							-40/+250				A-24
SS25UL	1-braid, wire		350	350	350	350	350	350							-40/+250				A-24
293	1-braid, fiber		500		500	500	450	450	450						-58/+302	J1402 AI			A-25
221FR	1-braid, wire			500	500	500	500	500	500						-4/+212	R3/J1942	7840		A-25
213	1-braid, wire		2000	1500	1500	1250	1000	750	400	300	300	200			-50/+302	J1402 AI			A-26
266	1-braid, wire		2000	1500	1500	1250	1250	750	400	300	250				-55/+302	J1402 AII			A-26
201	1-braid, wire		3000	3000	2250	2000	1750	1500	800	625	500	350	350	200	-40/+302	100R5/ J1402 All			A-27
206	1-braid, wire		3000	3000	2250	2000	1750	1500	800	625	500	350	350		-55/+302	100R5/ J1402 All			A-27
225	1-braid, wire		3000	3000	2250	2000	1750	1500	800	625	500	350			-40/+212				A-28
CAH	1-fiber braid, 1 wire braid		500	500	500	500	500	500	500	400	400	400	400		-10/+235				A-28
285	1-braid, fiber		500		500	500	500	500							-22/+257	J2064 Type C			A-29
244	1-braid, wire								500	500	500				-22/+257	J2064 Type B Class 1			A-29

A Hose Hydraulic

B Fittings

C Equipment

D Accessories

E Technical



TECNI-AR  
Seu Caminho  
Para Automação

TECNI-AR Ltda  
www.tecni-ar.com.br  
Tel: (31)3362-2400

Hose Products Division  
Parker Hannifin Corporation  
Wickliffe, Ohio  
www.parkerhose.com

**601**  
Hydraulic  
SAE 100R3



# Part Number	Hose I.D.		Hose O.D.		Working Pressure		Minimum Bend Radius		Weight		Parkrimp 43 Series
	inch	mm	inch	mm	psi	MPa	inch	mm	lbs/ft	kg/m	
601-4	1/4	6,3	0.56	14	1250	8,6	3	75	0.13	0,19	•
601-6	3/8	10	0.75	19	1125	7,8	4	100	0.22	0,33	•
601-8	1/2	12,5	0.92	23	1000	6,9	5	125	0.28	0,42	•
601-12	3/4	19	1.24	32	750	5,2	6	150	0.43	0,64	•
601-16	1	25	1.50	38	565	3,9	8	200	0.61	0,91	•

**Application:** Petroleum base hydraulic fluids and lubricating oils.

**Inner Tube:** Synthetic rubber.

**Reinforcement:** Two fiber braids.

**Cover:** Synthetic rubber, MSHA accepted.

**Temperature Range:** -40°F to +257°F (-40°C to +125°C).

**Fittings:** 43 Series - pg. B-27.

**422**  
Hydraulic Worldwide  
ISO 1436-1 TYPE 1SN/SAE 100R1 TYPE AT / EN 853 TYPE 1SN



# Part Number	Hose I.D.		Hose O.D.		Working Pressure		Minimum Bend Radius		Weight		Parkrimp 43 Series	Field Attachable 42 Series
	inch	mm	inch	mm	psi	MPa	inch	mm	lbs/ft	kg/m		
422-4	1/4	6,3	0.53	13	3250	22,5	4	100	0.16	0,24	•	•
422-5	5/16	8	0.59	15	3125	21,5	4-1/2	115	0.18	0,27	•	•
422-6	3/8	10	0.68	17	2600	18,0	5	130	0.23	0,34	•	•
422-8	1/2	12,5	0.81	21	2325	16,0	7	180	0.29	0,43	•	•
422-10	5/8	16	0.94	24	1875	13,0	8	200	0.33	0,49	•	•
422-12	3/4	19	1.09	28	1525	10,5	9-1/2	240	0.42	0,63	•	•
422-16	1	25	1.41	36	1275	8,8	12	300	0.63	0,94	•	•
422-20	1-1/4	31,5	1.79	45	900	6,3	16-1/2	420	0.8	1,19	•	•
422-24	1-1/2	38	2	51	725	5,0	20	500	1	1,49	•	•
422-32	2	51	2.54	64	575	4,0	25	630	1.5	2,24	•	•

**Application:** Petroleum base hydraulic fluids and lubricating oils.

**Inner Tube:** Nitrile.

**Reinforcement:** One braid steel wire.

**Cover:** Synthetic rubber.

**Temperature Range:** -40°F to +212°F (-40°C to +100°C).

**Fittings:** 43 Series - pg. B-27.  
42 Series - pg. B-159.

**424**  
Hydraulic – Phosphate Ester Base Fluids



# Part Number	Hose I.D.		Hose O.D.		Working Pressure		Minimum Bend Radius		Weight		Vacuum Rating		Parkrimp 43 Series
	inch	mm	inch	mm	psi	MPa	inch	mm	lbs/ft	kg/m	inches of Hg	kPa	
424-16	1	25	1.40	36	1000	6,9	12	300	0.63	0,94	20	68	•
424-20	1-1/4	31,5	1.73	44	625	4,3	16-1/2	420	0.80	1,19	20	68	•
424-24	1-1/2	38	2.00	51	500	3,5	20	500	1.00	1,49	15	51	•
424-32	2	51	2.50	64	375	2,6	25	630	1.50	2,23	11	37	•

**Application:** Phosphate ester base hydraulic fluids.

**Inner Tube:** EPDM rubber.

**Reinforcement:** One braid steel wire.

**Cover:** EPDM rubber, green.

**Temperature Range:** -40°F to +176°F (-40°C to +80°C).

**Fittings:** 43 Series - pg. B-27.


- Field Attachable Assembly Instructions are in Section B with each Fitting Series.
- See Section C for Parkrimp Assembly Instructions.
- Temperature Range of other media listed in Section E.



## 421WC

### Hydraulic

SAE 100R1 TYPE AT – NO-SKIVE PROTECTIVE WIRE COVER



# Part Number	Hose I.D.		Hose O.D.		Working Pressure		Minimum Bend Radius		Weight		Parkrimp 43 Series
	inch	mm	inch	mm	psi	MPa	inch	mm	lbs/ft	kg/m	
421WC-4	1/4	6,3	0.55	14	2750	19	4	100	0.26	0,39	●
421WC-6	3/8	10	0.71	18	2250	15,5	5	130	0.36	0,54	●
421WC-8	1/2	12,5	0.84	21	2000	13,8	7	180	0.45	0,67	●
421WC-12	3/4	19	1.12	28	1250	8,6	9-1/2	240	0.64	0,95	●
421WC-16	1	25	1.43	36	1000	6,9	12	300	0.88	1,31	●

**Application:** Petroleum base hydraulic fluids and lubricating oils.

**Inner Tube:** Synthetic rubber.

**Reinforcement:** One braid steel wire.

**Cover:** Synthetic rubber w/ galvanized steel wire over braid.

**Temperature Range:** -40°F to +257°F (-40°C to +125°C).

**Fittings:** 43 Series - pg. B-27.

## 426

### Hydraulic – High Temperature

SAE 100R1 TYPE AT



# Part Number	Hose I.D.		Hose O.D.		Working Pressure		Minimum Bend Radius		Weight		Parkrimp 43 Series
	inch	mm	inch	mm	psi	MPa	inch	mm	lbs/ft	kg/m	
426-4	1/4	6,3	0.53	13	2750	19,2	4	100	0.16	0,24	●
426-6	3/8	10	0.68	17	2250	15,7	5	125	0.23	0,34	●
426-8	1/2	12,5	0.81	21	2000	14,0	7	180	0.29	0,43	●
426-10	5/8	16	0.94	24	1500	10,5	8	200	0.33	0,49	●
426-12	3/4	19	1.09	28	1250	8,7	9-1/2	240	0.44	0,65	●
426-16	1	25	1.40	36	1000	7,0	12	300	0.66	0,98	●
426-20	1-1/4	31,5	1.79	45	625	4,3	16-1/2	420	0.94	1,40	●
426-24	1-1/2	38	2.00	51	500	3,5	20	500	0.98	1,46	●
426-32	2	51	2.54	64	375	2,6	25	630	1.46	2,18	●

**Application:** Petroleum base hydraulic fluids and lubricating oils.

**Inner Tube:** PKR®.

**Reinforcement:** One braid steel wire.

**Cover:** PKR® rubber, blue, MSHA accepted

**Temperature Range:** -50°F to +302°F (-46°C to +150°C).

**Fittings:** 43 Series - pg. B-27.

## AX

### Hydraulic



# Part Number	Hose I.D.		Hose O.D.		Working Pressure		Minimum Bend Radius		Weight		Parkrimp HY Series
	inch	mm	inch	mm	psi	MPa	inch	mm	lbs/ft	kg/m	
AX04	1/4	6,3	0.50	13	3000	21	2	50	0.15	0,22	●
AX06	3/8	10	0.62	16	3000	21	2-1/2	65	0.19	0,28	●
AX08	1/2	12,5	0.75	19	2500	17,5	3-1/2	90	0.24	0,36	●
AX10	5/8	16	0.88	22	1500	10,5	4	100	0.29	0,43	●
AX12	3/4	19	1.01	26	1250	8,7	4-3/4	120	0.34	0,51	●
AX16	1	25	1.29	33	1000	7	6	150	0.48	0,72	●

**Application:** Petroleum base hydraulic fluids and lubricating oils.

**Inner Tube:** Synthetic Rubber.

**Reinforcement:** One braid steel wire.

**Cover:** Synthetic rubber, MSHA accepted.

**Temperature Range:** -40°F to +212°F (-40°C to +100°C).

**Fittings:** HY Series - pg. B-112.

- See Section C for Parkrimp Assembly Instructions.
- Temperature Range of other media listed in Section E.

## 482TC

### Hydraulic – **'TOUGH COVER'**

SAE 100R1 TYPE AT / ISO 1436-1 TYPE 1SN / EN853 TYPE 1SN



## 482ST

### Hydraulic – **'SUPER TOUGH'**

SAE 100R1 TYPE AT / ISO 1436-1 TYPE 1SN / EN853 TYPE 1SN



# Part Number	Hose I.D.		Hose O.D.		Working Pressure		Minimum Bend Radius		Weight		Field Attachable	
	inch	mm	inch	mm	psi	MPa	inch	mm	lbs/ft	kg/m	43 Series	42 Series
482TC/ST-4	1/4	6,3	0.53	14	3250	22,7	2	50	0.16	0,24	•	•
482TC-5	5/16	8	0.59	15	3250	22,7	2-1/4	55	0.18	0,27	•	•
482TC/ST-6	3/8	10	0.69	17	3000	21,0	2-1/2	65	0.23	0,34	•	•
482TC/ST-8	1/2	12,5	0.82	21	2500	17,5	3-1/2	90	0.29	0,43	•	•
482TC/ST-10	5/8	16	0.94	24	2000	14,0	4	100	0.33	0,49	•	•
482TC/ST-12	3/4	19	1.09	28	1750	12,2	4-3/4	120	0.42	0,63	•	•
482TC/ST-16	1	25	1.41	36	1275	8,8	6	150	0.63	0,94	•	•

**Application:** Petroleum base hydraulic fluids and lubricating oils.

**Inner Tube:** Nitrile.

**Reinforcement:** One braid steel wire.

**Cover:** Synthetic rubber abrasion resistant, MSHA accepted.

**Temperature Range:** -40°F to +212°F (-40°C to +100°C).

**Fittings:** 43 Series - pg. B-27.  
42 Series - pg. B-159

## BXX

### Hydraulic

SAE 100R2 TYPE AT



# Part Number	Hose I.D.		Hose O.D.		Working Pressure		Minimum Bend Radius		Weight		Parkrimp HY Series
	inch	mm	inch	mm	psi	MPa	inch	mm	lbs/ft	kg/m	
BXX04	1/4	6,3	0.59	15	5000	35	4	100	0.27	0,40	•
BXX06	3/8	10	0.74	19	4000	28	5	125	0.38	0,57	•
BXX08	1/2	12,5	0.87	22	3500	24,5	7	180	0.46	0,69	•
BXX10	5/8	16	1.00	25	2750	19,2	8	200	0.55	0,82	•
BXX12	3/4	19	1.15	29	2250	15,7	9-1/2	240	0.65	0,97	•
BXX16	1	25	1.49	38	2000	14	12	305	0.98	1,46	•

**Application:** Petroleum base hydraulic fluids and lubricating oils.

**Inner Tube:** Synthetic rubber.

**Reinforcement:** Two braids steel wire.

**Cover:** Synthetic rubber, MSHA accepted.

**Temperature Range:** -40°F to +212°F (-40°C to +100°C).

**Fittings:** HY Series - pg. B-112.

- Field Attachable Assembly Instructions are in Section B with each Fitting Series.
- See Section C for Parkrimp Assembly Instructions.
- Temperature Range of other media listed in Section E.

### 431

#### Hydraulic – **Compact**<sup>®</sup>

SAE 100R16 / ISO 11237 TYPE R16



# Part Number	Hose I.D.		Hose O.D.		Working Pressure		Minimum Bend Radius		Weight		Parkrimp 43 Series	Field Attachable 42 Series
	inch	mm	inch	mm	psi	MPa	inch	mm	lbs/ft	kg/m		
431-4	1/4	6,3	0.53	13	5000	34,5	2	50	0.18	0,27	•	•
431-5	5/16	8	0.59	15	4250	29,3	2-1/4	55	0.24	0,36	•	•
431-6	3/8	10	0.68	17	4000	27,5	2-1/2	65	0.28	0,42	•	•
431-8	1/2	12,5	0.81	21	3500	24	3-1/2	90	0.34	0,51	•	•
431-10	5/8	16	0.94	24	2750	19	4	100	0.44	0,66	•	•
431-12	3/4	19	1.09	28	2250	15,5	4-3/4	120	0.54	0,80	•	•
431-16	1	25	1.41	36	2000	13,8	6	150	0.82	1,22	•	•

**Application:** Petroleum base hydraulic fluids and lubricating oils.

**Inner Tube:** Synthetic rubber.

**Reinforcement:** Two braids steel wire.

**Cover:** Synthetic rubber, MSHA accepted.

**Temperature Range:** -40°F to +257°F (-40°C to +125°C).

**Fittings:** 43 Series - pg. B-27.  
42 Series - pg. B-159.

### 436

#### Hydraulic – **Compact**<sup>®</sup> High Temperature

SAE 100R16 / ISO 11237 TYPE R16



# Part Number	Hose I.D.		Hose O.D.		Working Pressure		Minimum Bend Radius		Weight		Parkrimp 43 Series	Field Attachable 42 Series
	inch	mm	inch	mm	psi	MPa	inch	mm	lbs/ft	kg/m		
436-6	3/8	10	0.68	17	4000	27,5	2-1/2	65	0.28	0,42	•	•
436-8	1/2	12,5	0.81	21	3500	24	3-1/2	90	0.34	0,51	•	•
436-10	5/8	16	0.94	24	2750	19	4	100	0.44	0,66	•	•
436-12	3/4	19	1.09	28	2250	15,5	4-3/4	120	0.54	0,80	•	•
436-16	1	25	1.41	36	2000	13,8	6	150	0.82	1,22	•	•

**Application:** Petroleum base hydraulic fluids and lubricating oils.

**Inner Tube:** PKR<sup>®</sup>

**Reinforcement:** Two braids steel wire.

**Cover:** PKR rubber, blue, MSHA accepted.

**Temperature Range:** -55°F to +302°F (-48°C to +150°C).

**Fittings:** 43 Series - pg. B-27.  
42 Series - pg. B-159.

### 304

#### Hydraulic – Phosphate Ester Base Fluids



# Part Number	Hose I.D.		Hose O.D.		Working Pressure		Minimum Bend Radius		Weight		Parkrimp 43 Series
	inch	mm	inch	mm	psi	MPa	inch	mm	lbs/ft	kg/m	
304-4	1/4	6,3	0.59	15	5000	34,5	4	100	0.26	0,39	•
304-6	3/8	10	0.75	19	4000	27,5	5	130	0.37	0,55	•
304-8	1/2	12,5	0.88	22	3500	24	7	180	0.45	0,67	•
304-12	3/4	19	1.16	29	2250	15,5	9-1/2	240	0.67	1,00	•
304-16	1	25	1.50	38	2000	13,8	12	300	1.00	1,49	•
304-20	1-1/4	31,5	1.86	47	1625	11,2	16-1/2	420	1.16	1,73	•
304-24	1-1/2	38	2.14	54	1250	8,6	20	500	1.44	2,14	•
304-32	2	51	2.64	67	1125	7,8	25	630	1.99	2,96	•

**Application:** Phosphate ester base hydraulic fluids.

**Inner Tube:** EPDM rubber.

**Reinforcement:** Two braids steel wire.

**Cover:** EPDM rubber, green.

**Temperature Range:** -40°F to +176°F (-40°C to +80°C).

**Fittings:** 43 Series - pg. B-27.

- Field Attachable Assembly Instructions are in Section B with each Fitting Series.
- See Section C for Parkrimp Assembly Instructions.
- Temperature Range of other media listed in Section E.

A Hose Hydraulic

B Fittings

C Equipment

D Accessories

E Technical

### 301LT

#### Hydraulic – Low Temperature

SAE 100R2 TYPE AT



# Part Number	Hose I.D.		Hose O.D.		Working Pressure		Minimum Bend Radius		Weight		Parkrimp 43 Series
	inch	mm	inch	mm	psi	MPa	inch	mm	lbs/ft	kg/m	
301LT-4	1/4	6,3	0.59	15	5000	35,0	4	100	0.26	0,39	●
301LT-6	3/8	10	0.75	19	4000	28,0	5	130	0.37	0,55	●
301LT-8	1/2	12,5	0.88	22	3500	24,5	7	180	0.45	0,67	●
301LT-10	5/8	16	1.00	25	2750	19,2	8	200	0.52	0,77	●
301LT-12	3/4	19	1.16	29	2250	15,7	9-1/2	240	0.67	1,00	●
301LT-16	1	25	1.50	38	2000	14,0	12	300	1.00	1,49	●

**Application:** Petroleum base hydraulic fluids and lubricating oil.

**Inner Tube:** Synthetic Rubber.

**Reinforcement:** Two braids steel wire.

**Cover:** PKR Rubber.

**Temperature Range:** -67°F to +212°F (-55°C to +100°C).

**Fittings:** 43 Series - pg. B-27.

### 451TC

#### Hydraulic – **TOUGH COVER**

SAE 100R17 / ISO 11237 - 1 TYPE R17 - Constant Working Pressure



### 451ST

#### Hydraulic – **SUPER TOUGH**

SAE 100R17 / ISO 11237 - 1 TYPE R17 - Constant Working Pressure



# Part Number	Hose I.D.		Hose O.D.		Working Pressure		Minimum Bend Radius		Weight		Parkrimp 43 Series
	inch	mm	inch	mm	psi	MPa	inch	mm	lbs/ft	kg/m	
451TC/ST-4	1/4	6,3	0.52	13	3000	21,0	2	50	0.16	0,24	●
451TC/ST-6	3/8	10	0.68	17	3000	21,0	2-1/2	65	0.23	0,34	●
451TC/ST-8	1/2	12,5	0.80	20	3000	21,0	3-1/2	90	0.35	0,52	●
451TC/ST-10	5/8	16	0.94	24	3000	21,0	4	100	0.44	0,66	●
451TC/ST-12	3/4	19	1.10	28	3000	21,0	4-3/4	120	0.58	0,86	●
451TC/ST-16	1	25	1.40	35	3000	21,0	6	150	0.79	1,17	●
451TC/ST-20	1-1/4	31,5	1.85	47	3000	21,0	8-1/4	210	1.50	2,23	●

**Application:** Petroleum base hydraulic fluids and lubricating oils.

**Inner Tube:** Synthetic rubber.

**Reinforcement:** One or two braid steel wire (4-spiral for size -20).

**Cover:** Synthetic rubber abrasion resistant, MSHA accepted.

**Temperature Range:** -40°F to +212°F (-40°C to +100°C).

**Fittings:** 43 Series - pg. B-27.

### 451TC

#### Hydraulic – **TWIN TOUGH**

SAE 100R17 / ISO 11237 - 1 TYPE R17 - Constant Working Pressure



# Part Number	Hose I.D.		Hose O.D.		Working Pressure		Minimum Bend Radius		Weight		Parkrimp 43 Series
	inch	mm	inch	mm	psi	MPa	inch	mm	lbs/ft	kg/m	
451TC-6-6	3/8	10	0.68	17	3000	21,0	2-1/2	65	0.46	0,68	●
451TC-8-8	1-2	12,5	0.80	20	3000	21,0	3-1/2	90	0.70	1,04	●

**Application:** Petroleum base hydraulic fluids and lubricating oils.

**Inner Tube:** Synthetic rubber.

**Reinforcement:** One braid steel wire

**Cover:** Synthetic rubber abrasion resistant, MSHA accepted.

**Temperature Range:** -40°F to +212°F (-40°C to +100°C).

**Fittings:** 43 Series - pg. B-27.

For assembly instructions see page C-18.

- See Section C for Parkrimp Assembly Instructions.
- Temperature Range of other media listed in Section E.



# 341

## Hydraulic

SAE 100R9 TYPE AT



# Part Number	Hose I.D.		Hose O.D.		Working Pressure		Minimum Bend Radius		Weight		Parkrimp 43 Series
	inch	mm	inch	mm	psi	MPa	inch	mm	lbs/ft	kg/m	
341-6	3/8	10	0.78	20	4500	31,5	5	130	0.50	0,74	•
341-8	1/2	12,5	0.89	23	4000	28,0	7	180	0.62	0,92	•
341-12	3/4	19	1.17	30	3000	21,0	9-1/2	240	0.92	1,37	•
341-16	1	25	1.51	38	3000	21,0	12	300	1.28	1,90	•
341-20	1-1/4	31,5	1.87	47	2500	17,5	16-1/2	420	1.79	2,66	•

**Application:** Petroleum base hydraulic fluids and lubricating oils.

**Inner Tube:** Synthetic rubber.

**Reinforcement:** Four spiral steel wire.

**Cover:** Synthetic rubber, MSHA accepted.

**Temperature Range:** -40°F to +212°F (-40°C to +100°C).

**Fittings:** 43 Series - pg. B-27.

# 302

## Hydraulic Worldwide

ISO 1436-1 TYPE 2SN / SAE 100R2 TYPE AT / EN 853 TYPE 2SN



# Part Number	Hose ID		Hose O.D.		Working Pressure		Minimum Bend Radius		Weight		Parkrimp 43 Series	Field Attachable 30 Series
	inch	mm	inch	mm	psi	Mpa	inch	mm	lbs/ft	kg/m		
302-4	1/4	6,3	0.59	15,0	5800	40	4	100	0.26	0,39	•	•
302-5	5/16	8	0.65	16,6	5000	35	4-1/2	115	0.28	0,42	•	•
302-6	3/8	10	0.75	19,0	4750	33	5	130	0.37	0,55	•	•
302-8	1/2	12,5	0.88	22,3	4000	28	7	180	0.45	0,67	•	•
302-10	5/8	16	1.00	25,5	3600	25	8	200	0.52	0,77	•	•
302-12	3/4	19	1.16	29,4	3100	21,5	9-1/2	240	0.67	1,00	•	•
302-16	1	25	1.50	38,1	2400	16,5	12	300	1.00	1,49	•	•
302-20	1-1/4	31,5	1.86	47,1	1800	12,5	16-1/2	420	1.16	1,73	•	•
302-24	1-1/2	38	2.14	54,5	1300	9	20	500	1.44	2,14	•	•
302-32	2	51	2.64	67,2	1150	8	25	630	1.99	2,96	•	•

**Application:** Petroleum base hydraulic fluids and lubricating oils.

**Inner Tube:** Nitrile.

**Reinforcement:** Two braids steel wire.

**Cover:** Synthetic rubber.

**Temperature Range:** -40°F to +212°F (-40°C to +100°C).

**Fittings:** 43 Series - pg. B-27.  
30 Series - pg. B-153.

# 471TC

## Hydraulic – TOUGH COVER


ISO 11237-1 TYPE 2SC / EN 857 TYPE 2SC



# 471ST

## Hydraulic – SUPER TOUGH

ISO 11237-1 TYPE 2SC / EN 857 TYPE 2SC



# Part Number	Hose I.D.		Hose O.D.		Working Pressure		Minimum Bend Radius		Weight		Parkrimp 43 Series
	inch	mm	inch	mm	psi	MPa	inch	mm	lbs/ft	kg/m	
471TC/ST-4	1/4	6,3	.51	13	5800	40,0	2	50	0.20	0,30	•
471TC/ST-6	3/8	10	.68	17	5000	35,0	2-1/2	65	0.28	0,42	•
471TC/ST-8	1/2	12,5	.80	20	4250	29,7	3-1/2	90	0.35	0,52	•
471TC/ST-10	5/8	16	.94	24	3625	25,0	4	100	0.44	0,66	•
471TC/ST-12	3/4	19	1.09	28	3125	21,5	4-3/4	120	0.58	0,86	•
471TC/ST-16	1	25	1.40	35	2500	17,5	6	150	0.79	1,17	•

**Application:** Petroleum base hydraulic fluids and lubricating oils.

**Inner Tube:** Synthetic rubber.

**Reinforcement:** Two braids steel wire.

**Cover:** Synthetic rubber abrasion resistant, MSHA accepted.

**Temperature Range:** -40°F to +212°F (-40°C to +100°C).

**Fittings:** 43 Series - pg. B-27.

- Field Attachable Assembly Instructions are in Section B with each Fitting Series.
- See Section C for Parkrimp Assembly Instructions.
- Temperature Range of other media listed in Section E.



## 471TC

### Hydraulic – **TWIN TOUGH**

ISO 11237-1 TYPE 2SC / EN 857 TYPE 2SC



# Part Number	Hose I.D.		Hose O.D.		Working Pressure		Minimum Bend Radius		Weight		Parkrimp 43 Series
	inch	mm	inch	mm	psi	MPa	inch	mm	lbs/ft	kg/m	
471TC-6-6	3/8	10	0.68	17	5000	35,0	2-1/2	65	0.56	0,84	•
471TC-8-8	1/2	12,5	0.80	20	4250	29,7	3-1/2	90	0.70	1,04	•

For assembly instructions see page C-18.

**Application:** Petroleum base hydraulic fluids and lubricating oils.

**Inner Tube:** Synthetic rubber.

**Reinforcement:** Two braids steel wire.

**Cover:** Synthetic rubber abrasion resistant, MSHA accepted.

**Temperature Range:** -40°F to +212°F (-40°C to +100°C).

**Fittings:** 43 Series - pg. B-27.

## 472TC

### Hydraulic – **TOUGH COVER**



# Part Number	Hose I.D.		Hose O.D.		Working Pressure		Minimum Bend Radius		Weight		Parkrimp 43 Series
	inch	mm	inch	mm	psi	MPa	inch	mm	lbs/ft	kg/m	
472TC-20	1-1/4	31,5	1.79	45	2250	15,7	8-1/4	210	1.34	2,01	•
472TC-24	1-1/2	38	2.01	51	1800	12,5	10	250	1.44	2,16	•
472TC-32	2	51	2.54	65	1300	9,0	12-1/2	315	1.93	2,90	•

**Application:** Petroleum base hydraulic fluids and lubricating oils.

**Inner Tube:** Nitrile.

**Reinforcement:** Two braids steel wire.

**Cover:** Synthetic rubber abrasion resistant, MSHA accepted.

**Temperature Range:** -40°F to +212°F (-40°C to +100°C).

**Fittings:** 43 Series - pg. B-27.

## 351TC

### Hydraulic – **TOUGH COVER**

Constant Working Pressure



## 351ST

### Hydraulic – **SUPER TOUGH**

Constant Working Pressure



# Part Number	Hose I.D.		Hose O.D.		Working Pressure		Minimum Bend Radius		Weight		Parkrimp 43 Series
	inch	mm	inch	mm	psi	MPa	inch	mm	lbs/ft	kg/m	
351TC/ST-4	1/4	6,3	.51	13	4000	28	2	50	0.20	0,30	•
351TC/ST-6	3/8	10	.67	17	4000	28	2-1/2	65	0.28	0,42	•
351TC/ST-8	1/2	12,5	.80	20	4000	28	3-1/2	90	0.35	0,52	•
351TC/ST-10	5/8	16	.93	24	4000	28	4	100	0.44	0,66	•
351TC/ST-12	3/4	19	1.09	28	4000	28	4-3/4	120	0.58	0,86	•

**Application:** Petroleum base hydraulic fluids and lubricating oils.

**Inner Tube:** Synthetic rubber.

**Reinforcement:** Two braids steel wire.

**Cover:** Synthetic rubber abrasion resistant, MSHA accepted.

**Temperature Range:** -40°F to +212°F (-40°C to +100°C).

**Fittings:** 43 Series - pg. B-27.

- See Section C for Parkrimp Assembly Instructions.
- Temperature Range of other media listed in Section E.

## 721

### Hydraulic

SAE 100R12 / ISO 3862-1 TYPE R12 / EN 856 TYPE R12

## 721TC

### Hydraulic – **EXTREME** Tough Cover

SAE 100R12 / ISO 3862-1 TYPE R12 / EN 856 TYPE R12



# Part Number	Hose I.D.		Hose O.D.		Working Pressure		Minimum Bend Radius		Weight		Parkrimp 71 Series
	inch	mm	inch	mm	psi	MPa	inch	mm	lbs/ft	kg/m	
721/721TC-6	3/8	10	0.80	20	4000	28,0	2-1/2	62,5	0.40	0,60	•
721/721TC-8	1/2	12,5	0.93	24	4000	28,0	3-1/2	90	0.62	0,93	•
721/721TC-10	5/8	16	1.08	27	4000	28,0	4	100	0.74	1,10	•
721/721TC-12	3/4	19	1.21	31	4000	28,0	4-3/4	120	0.94	1,40	•
721/721TC-16	1	25	1.50	38	4000	28,0	6	150	1.34	1,99	•
721/721TC-20	1-1/4	31,5	1.84	46	3000	21,0	8-1/4	210	1.74	2,59	•
721/721TC-24	1-1/2	38	2.07	53	2500	17,5	10	250	2.01	2,99	•
721/721TC-32	2	51	2.59	66	2500	17,5	12-1/2	320	2.75	4,09	•

**Application:** Petroleum base hydraulic fluids and lubricating oils.

**Inner Tube:** Synthetic rubber.

**Reinforcement:** Four spiral steel wire.

**Cover:** Synthetic rubber abrasion resistant, MSHA accepted.

**Temperature Range:** -40°F to +257°F (-40°C to +125°C).

**Fittings:** 71 Series - pg. B-69.

## 721ST

### Hydraulic – **SUPER TOUGH**

SAE 100R12 / ISO 3862-1 TYPE R12 / EN 856 TYPE R12



# Part Number	Hose I.D.		Hose O.D.		Working Pressure		Minimum Bend Radius		Weight		Parkrimp 71 Series
	inch	mm	inch	mm	psi	MPa	inch	mm	lbs/ft	kg/m	
721ST-8	1/2	12,5	0.94	24	4000	28,0	3-1/2	90	0.54	0,80	•
721ST-10	5/8	16	1.08	27	4000	28,0	4	100	0.74	1,10	•
721ST-12	3/4	19	1.21	31	4000	28,0	4-3/4	120	0.94	1,40	•
721ST-16	1	25	1.50	38	4000	28,0	6	150	1.34	1,99	•
721ST-20	1-1/4	31,5	1.84	46	3000	21,0	8-1/4	210	1.74	2,59	•

**Application:** Petroleum base hydraulic fluids and lubricating oils.

**Inner Tube:** Synthetic rubber.

**Reinforcement:** Four spiral steel wire.

**Cover:** Synthetic rubber abrasion resistant, MSHA accepted.

**Temperature Range:** -40°F to +257°F (-40°C to +125°C).

**Fittings:** 71 Series - pg. B-69.

## 772TC

### Hydraulic – **TOUGH COVER**

SAE 100R12 / ISO 3862-1 TYPE R12 / EN 856 TYPE R12



## 772ST

### Hydraulic – **SUPER TOUGH**

SAE 100R12 / ISO 3862-1 TYPE R12 / EN 856 TYPE R12



# Part Number	Hose I.D.		Hose O.D.		Working Pressure		Minimum Bend Radius		Weight		Parkrimp 71 Series
	inch	mm	inch	mm	psi	MPa	inch	mm	lbs/ft	kg/m	
772TC/ST-6	3/8	10	0.79	20	4000	28,0	5	125	0.40	0,60	•
772TC/ST-8	1/2	12,5	0.94	24	4000	28,0	7	180	0.62	0,93	•
772TC/ST-10	5/8	16	1.08	27	4000	28,0	8	200	0.74	1,10	•
772TC/ST-12	3/4	19	1.21	31	4000	28,0	9-1/2	240	0.94	1,40	•
772TC/ST-16	1	25	1.50	38	4000	28,0	12	300	1.34	1,99	•
772TC/ST-20	1-1/4	31,5	1.84	46	3000	21,0	16-1/2	420	1.74	2,59	•
772TC/ST-24	1-1/2	38	2.07	53	2500	17,5	20	500	2.01	2,99	•
772TC/ST-32	2	51	2.59	66	2500	17,5	25	630	2.75	4,09	•

**Application:** Petroleum base hydraulic fluids and lubricating oils.

**Inner Tube:** Nitrile.

**Reinforcement:** Four spiral steel wire.

**Cover:** Synthetic rubber abrasion resistant, MSHA accepted.

**Temperature Range:** -40°F to +257°F (-40°C to +125°C).

**Fittings:** 71 Series - pg. B-69.

- See Section C for Parkrimp Assembly Instructions.
- Temperature Range of other media listed in Section E.



# 774

## Hydraulic – Phosphate Ester Base Fluids



# Part Number	Hose I.D.		Hose O.D.		Working Pressure		Minimum Bend Radius		Weight		Parkrimp 71 Series
	inch	mm	inch	mm	psi	MPa	inch	mm	lbs/ft	kg/m	
774-12	3/4	19	1.21	31	4000	28,0	9-1/2	240	0.94	1,40	•
774-16	1	25	1.50	38	4000	28,0	12	300	1.34	1,99	•
774-20	1-1/4	31,5	1.84	46	3000	21,0	16-1/2	420	1.74	2,59	•
774-24	1-1/2	38	2.07	53	2500	17,5	20	500	2.01	2,99	•
774-32	2	51	2.59	66	2500	17,5	25	630	2.75	4,09	•

**Application:** Phosphate ester base hydraulic fluids.

**Inner Tube:** EPDM rubber.

**Reinforcement:** Four spiral steel wire.

**Cover:** EPDM rubber, green.

**Temperature Range:** -40°F to +176°F (-40°C to +80°C).

**Fittings:** 71 Series - pg. B-69.

# 711

## Hydraulic

Meets SAE 100R11 Performance



# Part Number	Hose I.D.		Hose O.D.		Working Pressure		Minimum Bend Radius		Weight		Parkrimp 71 Series
	inch	mm	inch	mm	psi	MPa	inch	mm	lbs/ft	kg/m	
711-24	1-1/2	38,0	2.07	53	3000	21,0	22	560	2.01	2,99	•
711-32	2	51,0	2.59	66	3000	21,0	28	710	2.75	4,09	•

**Application:** Petroleum base hydraulic fluids and lubricating oils.

**Inner Tube:** Synthetic rubber.

**Reinforcement:** Four spiral steel wire.

**Cover:** Synthetic rubber, MSHA accepted.

**Temperature Range:** -40°F to +212°F (-40°C to +100°C).

**Fittings:** 71 Series - pg. B-69.

# 781

## Hydraulic

SAE 100R13 / ISO 3862-1 TYPE R13 / EN856 TYPE R13



# Part Number	Hose I.D.		Hose O.D.		Working Pressure		Minimum Bend Radius		Weight		Parkrimp 78 Series
	inch	mm	inch	mm	psi	MPa	inch	mm	lbs/ft	kg/m	
781-12	3/4	19	1.26	32	5000	35,0	9-1/2	240	1.07	1,59	•
781-16	1	25	1.52	39	5000	35,0	12	300	1.48	2,20	•
781-20	1-1/4	31,5	1.96	50	5000	35,0	16-1/2	420	2.48	3,69	•
781-24	1-1/2	38	2.26	57	5000	35,0	20	500	3.22	4,79	•

**Application:** Petroleum base hydraulic fluids and lubricating oils.

**Inner Tube:** Synthetic rubber.

**Reinforcement:** Four or six spiral steel wire.

**Cover:** Synthetic rubber, MSHA accepted.

**Temperature Range:** -40°F to +257°F (-40°C to +125°C).

**Fittings:** 78 Series - pg. B-94.

• See Section C for Parkrimp Assembly Instructions.  
• Temperature Range of other media listed in Section E.




### P35 Hydraulic

SAE 100R13 / ISO 3862-1 TYPE R13 / EN856 TYPE R13

# Part Number	Hose I.D.		Hose O.D.		Working Pressure		Minimum Bend Radius		Weight		Parkrimp S6 Series
	inch	mm	inch	mm	psi	MPa	inch	mm	lbs/ft	kg/m	
P35-32	2	51	2.80	71	5000	35,0	25	630	5.03	7,48	•

NOTE: P35-32 Hose must be crimped with S6 Series fittings.



**Application:** Petroleum base hydraulic fluids and lubricating oils.

**Inner Tube:** Synthetic rubber.

**Reinforcement:** Four or six spiral steel wire.

**Cover:** Synthetic rubber, MSHA accepted.

**Temperature Range:** -40°F to +257°F (-40°C to +125°C).

**Fittings:** S6 Series - pg. B-94.

### 782TC

Hydraulic – **TOUGH COVER**

SAE 100R13 / ISO 3862-1 TYPE R13 / EN856 TYPE R13



### 782ST

Hydraulic – **SUPER TOUGH**

SAE 100R13 / ISO 3862-1 TYPE R13 / EN856 TYPE R13



# Part Number	Hose I.D.		Hose O.D.		Working Pressure		Minimum Bend Radius		Weight		Parkrimp 78 Series
	inch	mm	inch	mm	psi	MPa	inch	mm	lbs/ft	kg/m	
782TC/ST-12	3/4	19	1.26	32	5000	35,0	9-1/2	240	1.07	1,59	•
782TC/ST-16	1	25	1.52	39	5000	35,0	12	300	1.48	2,20	•
782TC/ST-20	1-1/4	31,5	1.96	50	5000	35,0	16-1/2	420	2.48	3,69	•
782TC/ST-24	1-1/2	38	2.26	57	5000	35,0	20	500	3.22	4,79	•

**Application:** Petroleum base hydraulic fluids and lubricating oils.

**Inner Tube:** Nitrile.

**Reinforcement:** Four or six spiral steel wire.

**Cover:** Synthetic rubber abrasion resistant, MSHA accepted.

**Temperature Range:** -40°F to +257°F (-40°C to +125°C).

**Fittings:** 78 Series - pg. B-94.

### 701

Hydraulic

ISO 3862-1 TYPE 4SP / EN 856 TYPE 4SP

# Part Number	Hose I.D.		Hose O.D.		Working Pressure		Minimum Bend Radius		Weight		Parkrimp 70 Series
	inch	mm	inch	mm	psi	MPa	inch	mm	lbs/ft	kg/m	
701-6	3/8	10	0.84	21	6500	45,0	7	180	0.52	0,78	•
701-8	1/2	12,5	0.97	25	6000	41,5	9	230	0.62	0,93	•
701-10	5/8	16	1.11	28	5000	35,0	10	250	0.77	1,15	•



**Application:** Petroleum base hydraulic fluids and lubricating oils.

**Inner Tube:** Synthetic rubber.

**Reinforcement:** Four spiral steel wire.

**Cover:** Synthetic rubber.

**Temperature Range:** -40°F to +212°F (-40°C to +100°C).

**Fittings:** 70 Series - pg. B-59.

- See Section C for Parkrimp Assembly Instructions.
- Temperature Range of other media listed in Section E.



## 731 Hydraulic

ISO 3862-1 TYPE 4SH / EN 856 TYPE 4SH



# Part Number	Hose I.D.		Hose O.D.		Working Pressure		Minimum Bend Radius		Weight		Parkrimp 73 Series
	inch	mm	inch	mm	psi	MPa	inch	mm	lbs/ft	kg/m	
731-12	3/4	19	1.27	32	6000	42,0	11	280	1.16	1,72	•
731-16	1	25	1.52	39	5500	38,0	13-1/2	340	1.44	2,14	•
731-20	1-1/4	31,5	1.79	45	4700	32,5	18	460	1.99	2,96	•
731-24	1-1/2	38	2.10	53	4200	29,0	22	560	2.15	3,20	•
731-32	2	51	2.68	68	3600	25,0	27	700	3.56	5,30	•

**Application:** Petroleum base hydraulic fluids and lubricating oils.

**Inner Tube:** Synthetic rubber.

**Reinforcement:** Four spiral steel wire.

**Cover:** Synthetic rubber.

**Temperature Range:** -40°F to +212°F (-40°C to +100°C).

**Fittings:** 73 Series - pg. B-83.

## F42 No-Skive Hydraulic Hose



# Part Number	Hose I.D.		Hose O.D.		Working Pressure		Minimum Bend Radius		Weight		Parkrimp 70 Series	Parkrimp 79 Series
	inch	mm	inch	mm	psi	MPa	inch	mm	lbs/ft	kg/m	•	•
F42-8	1/2	12,5	0.97	25,0	6000	42,0	8.0	200	0.56	0,83	•	•
F42-12	3/4	19	1.26	31,9	6000	42,0	10.5	265	1.03	1,53	•	•
F42-16	1	25	1.52	38,5	6000	42,0	13.0	330	1.40	2,08	•	•
F42-20	1-1/4	31,5	1.97	50	6000	42,0	17.5	445	2.66	3,96	•	•

**Application:** Phosphate ester base hydraulic fluids

**Inner Tube:** EPDM rubber

**Reinforcement:** Four or six-spiral steel wire

**Cover:** EPDM rubber, green

**Temperature Range:** -40°F to +176°F (-40°C to +80°C)

**Fittings:** 70 Series - pg. B-59.  
79 Series - pg. B-107.

## 791TC Hydraulic – EXTREME Tough Cover

SAE 100R15 / ISO 3862-1 TYPE R15



# Part Number	Hose I.D.		Hose O.D.		Working Pressure		Minimum Bend Radius		Weight		Parkrimp 79 Series
	inch	mm	inch	mm	psi	MPa	inch	mm	lbs/ft	kg/m	
791TC-12	3/4	19	1.26	32	6000	42,0	8	200	1.07	1,59	•
791TC-16	1	25	1.52	39	6000	42,0	10	250	1.48	2,20	•
791TC-20	1-1/4	31,5	1.97	50	6000	42,0	10	250	2.48	3,69	•
791TC-24	1-1/2	38	2.23	56,5	6000	42,0	12	305	3.22	4,79	•

**Application:** Petroleum base hydraulic fluids and lubricating oils.

**Inner Tube:** Synthetic rubber.

**Reinforcement:** Four or six spiral steel wire.

**Cover:** Synthetic rubber abrasion resistant, MSHA accepted.

**Temperature Range:** -40°F to +257°F (-40°C to +125°C).

**Fittings:** 79 Series - pg. B-107.

• See Section C for Parkrimp Assembly Instructions.  
• Temperature Range of other media listed in Section E.

## 792TC

Hydraulic – **TOUGH COVER**  
SAE 100R15 / ISO 3862-1 TYPE R15

## 792ST

Hydraulic – **SUPER TOUGH**  
SAE 100R15 / ISO 3862-1 TYPE R15



# Part Number	Hose I.D.		Hose O.D.		Working Pressure		Minimum Bend Radius		Weight		Parkrimp 79 Series
	inch	mm	inch	mm	psi	MPa	inch	mm	lbs/ft	kg/m	
792TC/ST-12	3/4	19	1.26	32	6000	42,0	10-1/2	265	1.07	1,59	•
792TC/ST-16	1	25	1.52	39	6000	42,0	13	330	1.48	2,20	•

**Application:** Petroleum base hydraulic fluids and lubricating oils.

**Inner Tube:** Nitrile.

**Reinforcement:** Four or six spiral steel wire.

**Cover:** Synthetic rubber abrasion resistant, MSHA accepted.

**Temperature Range:** -40°F to +257°F (-40°C to +125°C).

**Fittings:** 79 Series - pg. B-107.

## 761

Hydraulic – ParMax



# Part Number	Hose I.D.		Hose O.D.		Working Pressure		Minimum Bend Radius		Weight		Parkrimp 76 Series
	inch	mm	inch	mm	psi	MPa	inch	mm	lbs/ft	kg/m	
761-12	3/4	19	1.37	34,8	8000	56,0	10-1/2	260	1.56	2.32	•
761-16	1	25	1.65	41,9	8000	56,0	13	330	2.02	3.00	•

**Application:** Petroleum base hydraulic fluids and lubricating oils.

**Inner Tube:** Synthetic rubber.

**Reinforcement:** Six spiral steel wire.

**Cover:** Synthetic rubber.

**Temperature Range:** -40°F to +257°F (-40°C to +125°C).

**Fittings:** 76 Series - pg. B-92.

## JK

Hydraulic – Jack Hose



# Part Number	Hose I.D.		Hose O.D.		Working Pressure		Minimum Bend Radius		Weight		Parkrimp 43 Series
	inch	mm	inch	mm	psi	MPa	inch	mm	lbs/ft	kg/m	
JK-4	1/4	6,3	0.59	15	10500	72,4	4	100	0.26	0,39	•
JK-6	3/8	10	0.75	22	10000	70	5	125	0.37	0,55	•

NOTE: THIS PRODUCT CAN ONLY BE ASSEMBLED BY CERTIFIED DISTRIBUTORS OR CUSTOMERS ACCORDING TO THE METHODS PRESCRIBED IN BULLETIN 4480-T18-US. JK HOSE HAS A 2:1 DESIGN FACTOR.

**Application:** Petroleum base hydraulic fluids and lubricating oils.

**Inner Tube:** Nitrile

**Reinforcement:** Two braids steel wire

**Cover:** Synthetic rubber, MSHA accepted

**Temperature Range:** -40°F to +125°F (-40°C to +49°C)

**Fittings:** 10143-4-4, 10143-4-6, 10143-6-4, 10143-6-6  
pg. B-29.

- See Section C for Parkrimp Assembly Instructions.
- Temperature Range of other media listed in Section E.



# 811

## Suction and Return Line

### 1/2 SAE Minimum Bend Radius

SAE 100R4



# Part Number	Hose I.D.		Hose O.D.		Working Pressure				Minimum Bend Radius		Weight		Vacuum Rating		Parkrimp	Field Attachable
	inch	mm	inch	mm	81/88DB		88HC		inch	mm	lbs/ft	kg/m	inches of Hg	kPa	81 Series	88 Series w/HC or DB
811-12	3/4	19,0	1.18	30,0	300	2,1	100	0,7	2-1/2	64	0.42	0,63	25	84	•	•
811-16	1	25,4	1.50	38,0	250	1,7	70	0,5	3	76	0.65	0,96	25	84	•	•
811-20	1-1/4	31,8	1.77	45,0	200	1,4	50	0,3	4	102	0.82	1,22	25	84	•	•
811-24	1-1/2	38,1	2.05	52,0	150	1	50	0,3	5	127	1.04	1,55	25	84	•	•
811-32	2	50,8	2.50	63,6	100	0,7	50	0,3	6	152	1.26	1,87	25	84	•	•
811-40	2-1/2	63,5	3.00	76,2	62	0,4	62	0,4	7	178	1.64	2,45	25	84	•	•

**Application:** Petroleum base hydraulic fluids and lubricating oils.  
**Inner Tube:** Synthetic rubber.  
**Reinforcement:** Multiple layers of fiber spiral and one helical wire.  
**Cover:** Synthetic rubber.  
**Temperature Range:** -40°F to +212°F (-40°C to +100°C).  
**Fittings:** 81 Series - pg. B-183.  
 88 Series - pg. B-183.

# 811HT

## Suction and Return Line – High Temperature

### 1/2 SAE Minimum Bend Radius

SAE 100R4



# Part Number	Hose I.D.		Hose O.D.		Working Pressure				Minimum Bend Radius		Weight		Vacuum Rating		Parkrimp	Field Attachable
	inch	mm	inch	mm	81/88DB		88HC		inch	mm	lbs/ft	kg/m	inches of Hg	kPa	81 Series	88 Series w/HC or DB
811HT-12	3/4	19,0	1.18	30,0	300	2,1	100	0,7	2-1/2	64	0.42	0,63	28	95	•	•
811HT-16	1	25,4	1.50	38,0	250	1,7	70	0,5	3	76	0.65	0,96	28	95	•	•
811HT-20	1-1/4	31,8	1.77	45,0	200	1,4	50	0,3	4	102	0.82	1,22	28	95	•	•
811HT-24	1-1/2	38,1	2.05	52,0	150	1	50	0,3	5	127	1.04	1,55	28	95	•	•
811HT-32	2	50,8	2.50	63,6	100	0,7	50	0,3	6	152	1.26	1,87	28	95	•	•
811HT-40	2-1/2	63,5	3,00	76,2	62	0,4	62	0,4	7	178	1.82	2,71	28	95	•	•

**Application:** Petroleum base hydraulic fluids and lubricating oils.  
**Inner Tube:** Synthetic rubber.  
**Reinforcement:** Multiple layers of fiber spiral and one helical wire.  
**Cover:** Synthetic rubber, MSHA accepted.  
**Temperature Range:** -50°F to +257°F (-46°C to +125°C).  
**Fittings:** 81 Series - pg. B-183.  
 88 Series - pg. B-183.

- See Section B for Field Attachable Assembly Instructions.
- See Section C for Parkrimp Assembly Instructions.
- Temperature Range of other media listed in Section E.



# 881

## Suction and Return Line

SAE 100R4



# Part Number	Hose I.D.		Hose O.D.		Working Pressure				Minimum Bend Radius		Weight		Vacuum Rating		Parkrimp	Field Attachable
	inch	mm	inch	mm	43/81/88DB		88HC		inch	mm	lbs/ft	kg/m	inches of Hg	kPa	43/81 Series	88 Series w/HC or DB
					psi	MPa	psi	Mpa								
881-12	3/4	19,0	1.20	30,6	300	2,1	100	0,7	5	127	0.50	0,74	28	95	•	•
881-16	1	25,4	1.49	37,9	250	1,7	70	0,5	6	152	0.60	0,89	28	95	•	•
881-20	1-1/4	31,8	1.78	45,3	200	1,4	50	0,3	8	203	0.89	1,32	28	95	•	•
881-24	1-1/2	38,1	2.06	52,4	150	1	50	0,3	10	254	1.11	1,65	28	95	•	•
881-32	2	50,8	2.48	63,1	100	0,7	50	0,3	12	305	1.27	1,89	28	95	•	•
881-40	2-1/2	63,5	3.00	76,2	62	0,4	62	0,4	14	356	1.82	2,71	28	95	•	•

**Application:** Petroleum base hydraulic fluids and lubricating oils.

**Inner Tube:** Synthetic rubber.

**Reinforcement:** Multiple layers of fiber spiral and one helical wire.

**Cover:** Synthetic rubber, MSHA accepted.

**Temperature Range:** -40°F to +257°F (-40°C to +125°C).

**Fittings:** 43 Series - pg. B-27.

81 Series - pg. B-183.

88 Series - pg. B-183.

A Hose Suction & Return

B Fittings

C Equipment

D Accessories

E Technical

- Field Attachable Assembly Instructions are in Section B with each Fitting Series.
- See Section C for Parkrimp Assembly Instructions.
- Temperature Range of other media listed in Section E.



A Hose Push Lok Multipurpose

# 804

Dry Air/Hot Water



# Part Number	Hose I.D.		Hose O.D.		Working Pressure		Minimum Bend Radius		Weight		Vacuum Rating		Field Attachable
	inch	mm	inch	mm	psi	MPa	inch	mm	lbs/ft	kg/m	inches of Hg	kPa	
804-4	1/4	6,3	0.50	12,7	150	1,7	2-1/2	65	0.09	0,13	15	51	●
804-6	3/8	10	0.63	15,9	150	1,7	3	75	0.11	0,16	15	51	●
804-8	1/2	12,5	0.78	19,8	150	1,7	5	130	0.18	0,27	15	51	●
804-10	5/8	16	0.91	23,0	150	1,0	6	150	0.19	0,28	15	51	●
804-12	3/4	19	1.03	26,2	150	1,7	7	180	0.24	0,36	15	51	●

**Application:** Phosphate ester, dry air and water.

**Inner Tube:** EPDM rubber.

**Reinforcement:** One fiber braid.

**Cover:** EPDM rubber.

**Temperature Range:**

**Air:** +158°F (+70°C)

**Phosphate ester:** +176°F (+80°C)

**Water:** +200°F (+93°C).

**Fittings:** 82 Series - pg. B-166.

B Fittings

# 801 PUSH-LOK Plus

Multipurpose

Available Cover Colors: GRA RED YEL BLU GRN BLK



# Part Number	Hose I.D.		Hose O.D.		Working Pressure		Minimum Bend Radius		Weight		Parkrimp	Field Attachable
	inch	mm	inch	mm	psi	MPa	inch	mm	lbs/ft	kg/m		
801-4	1/4	6,3	0.50	12,7	350	2,4	2-1/2	65	0.09	0,13	●	●
801-6	3/8	10	0.63	15,9	350	2,4	3	75	0.11	0,16	●	●
801-8	1/2	12,5	0.78	19,8	300	2,1	5	125	0.18	0,27	●	●
801-10	5/8	16	0.91	23,0	300	2,1	6	150	0.19	0,28	●	●
801-12	3/4	19	1.03	26,2	300	2,1	7	180	0.24	0,36	●	●
801-16	1	25	1.28	32,6	200	1,4	10	250	0.37	0,55	●	●

**Application:** Pneumatic, petroleum base hydraulic fluid, lubricating oils and antifreeze solutions.

Diesel fuel - approved only when coupled with HY Series fittings.

**Inner Tube:** Synthetic rubber.

**Reinforcement:** One fiber braid.

**Cover:** Synthetic rubber, MSHA accepted

**Temperature Range:**

**Air:** +158°F (+70°C)

**Water:** +185°F (+85°C)

**Oil:** -40°F to 257°F  
(-40°C to +125°C).

**Fittings:** 82 Series & HY Series.

C Equipment

D Accessories

# 836 PUSH-LOK Plus

Multipurpose – High Temperature



# Part Number	Hose I.D.		Hose O.D.		Working Pressure		Minimum Bend Radius		Weight		Parkrimp	Field Attachable
	inch	mm	inch	mm	psi	MPa	inch	mm	lbs/ft	kg/m		
836-4	1/4	6,3	0.50	12,7	400	2,8	2-1/2	65	0.09	0,13	●	●
836-6	3/8	10	0.63	15,9	400	2,8	3	75	0.11	0,16	●	●
836-8	1/2	12,5	0.78	19,8	400	2,8	4	125	0.18	0,27	●	●
836-10	5/8	16	0.91	23,0	350	2,4	5	150	0.19	0,28	●	●
836-12	3/4	19	1.03	26,2	300	2,1	6	180	0.24	0,36	●	●

**Application:** Pneumatic, petroleum base hydraulic fluid, lubricating oils, diesel fuels and antifreeze solutions.

**Inner Tube:** PKR®

**Reinforcement:** One fiber braid.

**Cover:** Blue neoprene or PKR, MSHA accepted

**Temperature Range:**

**Air:** +212°F (+100°C)

**Water:** +185°F (+85°C)

**Oil:** -55°F to +302°F  
(-48°C to +150°C).

**Diesel fuels:** -40°C to 150°C  
(-40°F to 302°F) with HY crimps only

- Field Attachable Assembly Instructions are in Section B with each Fitting Series.
- Push-Lok is not recommended for any fuel, refrigerant, or for use in air conditioners and heat pump applications.
- Push-Lok is not recommended for applications where extreme pulsation is encountered.
- See Section B for Assembly Instructions.
- Temperature Range of other media listed in Section E.

E Technical



## 821 Multipurpose



# Part Number	Hose I.D.		Hose O.D.		Working Pressure		Minimum Bend Radius		Weight		Vacuum Rating		Field Attachable 82 Series
	inch	mm	inch	mm	psi	MPa	inch	mm	lbs/ft	kg/m	inches of Hg	kPa	
821-4	1/4	6,3	0.50	12,7	350	2,4	2-1/2	64	0.06	0,09	28	95	•
821-6	3/8	10	0.63	15,9	300	2,1	3	76	0.09	0,13	28	95	•
821-8	1/2	12,5	0.78	19,8	300	2,1	5	127	0.12	0,18	28	95	•
821-10	5/8	16	0.91	23,0	250	1,7	6	152	0.19	0,28	28	95	•
821-12	3/4	19	1.03	26,2	250	1,7	7	178	0.21	0,31	28	95	•

**Application:** Pneumatic, petroleum base hydraulic fluid, lubricating oils and antifreeze solutions.

**Inner Tube:** Synthetic rubber.

**Reinforcement:** One fiber braid.

**Cover:** Fiber braid.

**Temperature Range:**

**Air:** +158°F (+70°C)

**Water:** +185°F (+85°C)

**Oil:** -40°F to +212°F  
(-40°C to +100°C).

**Fittings:** 82 Series - pg. B-166.

## 821FR Multipurpose – Fire Resistant Cover

Available Cover Colors: WHT BRN BLU GRN BLK



# Part Number	Hose I.D.		Hose O.D.		Working Pressure		Minimum Bend Radius		Weight		Vacuum Rating		Field Attachable 82 Series
	inch	mm	inch	mm	psi	MPa	inch	mm	lbs/ft	kg/m	inches of Hg	kPa	
821FR-4	1/4	6,3	0.50	12,7	350	2,4	2-1/2	64	0.08	0,12	28	95	•
821FR-6	3/8	10	0.63	15,9	300	2,1	3	76	0.11	0,16	28	95	•
821FR-8	1/2	12,5	0.78	19,8	300	2,1	5	127	0.12	0,18	28	95	•
821FR-12	3/4	19	1.03	26,2	250	1,7	7	178	0.22	0,33	28	95	•

**Application:** Pneumatic, petroleum base hydraulic fluid, lubricating oils and antifreeze solutions.

**Inner Tube:** PKR®

**Reinforcement:** One fiber braid.

**Cover:** Fire resistant fiber braid.

**Hose cover colors include:** White, Brown, Blue, Green, and Black.

**Temperature Range:**

**Air:** +212°F (+100°C)

**Water:** +185°F (+85°C)

**Oil:** -40°F to +212°F  
(-40°C to +100°C).

**Fittings:** 82 Series - pg. B-166.

- Field Attachable Assembly Instructions are in Section B with each Fitting Series.
- Push-Lok is not recommended for any fuel, refrigerant, or for use in air conditioners and heat pump applications.
- Push-Lok is not recommended for applications where extreme pulsation is encountered.
- See Section B for Assembly Instructions.
- Temperature Range of other media listed in Section E.



# 271

## Transportation – Air Brake Hose

SAE J1402 A / D.O.T. FMVSS 106A - AIR BRAKE



# Part Number	Hose I.D.		Hose O.D.		Working Pressure		Minimum Bend Radius		Weight		Parkrimp 25 Series
	inch	mm	inch	mm	psi	MPa	inch	mm	lbs/ft	kg/m	
271-6	3/8	10	0.75	19	225	1,6	1-3/4	45	0.20	0,30	•
271-8	1/2	12,5	0.88	22	225	1,6	2	50	0.26	0,39	•

**Application:** Air brake systems.

**Inner Tube:** Synthetic rubber.

**Reinforcement:** One or more fiber braid.

**Cover:** Synthetic Rubber.

**Temperature Range:** -50°F to +212°F (-46°C to +100°C).

**Fittings:** 25 Series - pg. B-5.

# SS23CG

## Transportation – Compressed Natural Gas and Liquefied Petroleum Gas

CGA TYPE III, ECE110 CLASS 1



# Part Number	Hose I.D.		Hose O.D.		Working Pressure		Minimum Bend Radius		Weight		Parkrimp 26 Series
	inch	mm	inch	mm	psi	MPa	inch	mm	lbs/ft	kg/m	
SS23CG-6	5/16	8,0	0.68	17,2	425	3,0	4	100	0.16	0,24	•
SS23CG-8	13/32	10	0.77	19,5	425	3,0	4-1/2	115	0.17	0,25	•
SS23CG-10	1/2	12,5	0.92	23,4	425	3,0	5-1/2	140	0.28	0,42	•

**Application:** Liquefied petroleum gas (LPG), Compressed natural gas (CNG).

**Inner Tube:** Synthetic rubber.

**Reinforcement:** One steel braid.

**Cover:** Synthetic rubber.

**Temperature Range:** -40°F to +250°F (-40°C to +121°C).

**Fittings:** 26 Series - pg. B-9.

FACTORY MADE HOSE ASSEMBLIES ONLY. Contact Hose Products Division for more information.

# SS25UL

## Transportation – Liquefied Petroleum Gas

UL STANDARD 21



# Part Number	Hose I.D.		Hose O.D.		Working Pressure		Minimum Bend Radius		Weight		Field Attachable 20/22 Series	Parkrimp 26 Series
	inch	mm	inch	mm	psi	MPa	inch	mm	lbs/ft	kg/m		
SS25UL-4	3/16	5	0.52	13,2	350	2,4	0.75	20	0.11	0,16	•	•
SS25UL-5	1/4	6,3	0.58	14,8	350	2,4	1	25	0.13	0,19	•	•
SS25UL-6	5/16	8	0.68	17,2	350	2,4	1-1/4	30	0.18	0,27	•	•
SS25UL-8	13/32	10	0.77	19,5	350	2,4	1-3/4	45	0.21	0,31	•	•
SS25UL-10	1/2	12,5	0.92	23,4	350	2,4	2-1/4	55	0.29	0,43	•	•
SS25UL-12	5/8	16	1.08	27,4	350	2,4	2-3/4	70	0.37	0,55	•	•

**Application:** Liquefied petroleum gas (LPG).

**Inner Tube:** Synthetic rubber.

**Reinforcement:** One fiber braid and one stainless steel wire braid.

**Cover:** Fiber braid.

**Temperature Range:** -40°F to +250°F (-40°C to +121°C).

**Fittings:** 20 Series - pg. B-127.  
22 Series - pg. B-145.

- See Section B for Field Attachable Assembly Instructions.
- See Section C for Parkrimp Assembly Instructions.
- Temperature Range of other media listed in Section E.





## 293

### Transportation – Air Brake Hose

SAE J1402 AI / D.O.T. FMVSS 106-AI-AIR BRAKE



# Part Number	Hose I.D.		Hose O.D.		Working Pressure		Minimum Bend Radius		Weight		Vacuum Rating		Parkrimp	Field Attachable
	inch	mm	inch	mm	psi	MPa	inch	mm	lbs/ft	kg/m	inches of Hg	kPa	26 Series	21/23 Series
293-4	3/16	5	0.49	12,5	500	3,5	1/2	15	0.10	0,15	28	95	•	•
293-6	5/16	8	0.62	15,7	500	3,5	1	25	0.15	0,22	28	95	•	•
293-8	13/32	10	0.74	18,7	500	3,5	1-1/2	40	0.18	0,27	28	95	•	•
293-10	1/2	12,5	0.83	21,1	450	3,1	2	50	0.20	0,30	28	95	•	•
293-12	5/8	16	0.96	24,3	450	3,1	2-1/2	65	0.22	0,33	28	95	•	•
293-16	7/8	22	1.21	30,6	450	3,1	3-1/4	80	0.25	0,37	20	68	•	•

**Application:** Petroleum base hydraulic fluids and lubricating oils, diesel fuels and antifreeze solutions.

**Inner Tube:** PKR®.

**Reinforcement:** One fiber braid.

**Cover:** Abrasion resistant nylon fiber braid.

**Temperature Range:** -58°F to +302°F (-50°C to +150°C).

**Fittings:** 26 Series - pg. B-9.  
21 Series - pg. B-137.  
23 Series - pg. B-149.

## 221FR

### Transportation – Marine Fuel and Engine Hose

SAE J1527 TYPE A CLASS I, USCG SAE J1942



# Part Number	Hose I.D.		Hose O.D.		Working Pressure		Minimum Bend Radius		Weight		Vacuum Rating		Parkrimp	Field Attachable
	inch	mm	inch	mm	psi	MPa	inch	mm	lbs/ft	kg/m	inches of Hg	kPa	26 Series	20/22 Series
221FR-5	1/4	6,3	0.58	15	500	3,5	1	25	0.19	0,28	24	81	•	•
221FR-6	5/16	8	0.68	17	500	3,5	1-1/4	30	0.23	0,34	24	81	•	•
221FR-8	13/32	10	0.77	20	500	3,5	1-3/4	45	0.28	0,42	24	81	•	•
221FR-10	1/2	12,5	0.92	23	500	3,5	2-1/4	55	0.39	0,58	20	68	•	•
221FR-12	5/8	16	1.08	27	500	3,5	2-3/4	70	0.41	0,61	20	68	•	•
221FR-16	7/8	22	1.23	31	500	3,5	3-1/2	90	0.47	0,70	20	68	•	•

**Application:** Gasoline, ethanol blends, diesel fuels, petroleum base hydraulic fluids, and lubricating oils.

**Inner Tube:** Synthetic rubber.

**Reinforcement:** One braid steel wire.

**Cover:** Synthetic rubber, blue.

**Temperature Range:** -4°F to +212°F (-20°C to +100°C).

**Fittings:** 26 Series - pg. B-9.  
20 Series - pg. B-127.  
22 Series - pg. B-145.

ISO 7840 with 26 Series fittings ONLY.

- See Section B for Field Attachable Assembly Instructions.
- See Section C for Parkrimp Assembly Instructions.
- Temperature Range of other media listed in Section E.



# 213

## Transportation

SAE J1402 AI / D.O.T. FMVSS 106 AI - AIR BRAKE



# Part Number	Hose I.D.		Hose O.D.		Working Pressure		Minimum Bend Radius		Weight		Vacuum Rating		Parkrimp	Field Attachable
	inch	mm	inch	mm	psi	MPa	inch	mm	lbs/ft	kg/m	of Hg	kPa		
213-4	3/16	5	0.49	12,5	2000	14	3/4	20	0.12	0,18	28	95	•	•
213-5	1/4	6,3	0.55	14	1500	10,5	1	25	0.14	0,21	28	95	•	•
213-6	5/16	8	0.62	16	1500	10,5	1-1/4	30	0.17	0,25	28	95	•	•
213-8	13/32	10	0.74	19	1250	8,7	1-3/4	45	0.20	0,30	28	95	•	•
213-10	1/2	12,5	0.83	21	1000	7	2-1/4	55	0.22	0,33	28	95	•	•
213-12	5/8	16	0.96	24	750	5,2	2-3/4	70	0.24	0,36	28	95	•	•
213-16	7/8	22	1.21	31	400	2,8	3-1/2	90	0.30	0,45	20	68	•	•
213-20	1-1/8	29	1.49	38	300	2,1	4-1/2	115	0.44	0,65	20	68	•	•
213-24	1-3/8	35	1.73	44	300	2,1	7-1/2	190	0.52	0,77	15	51	•	•
213-32	1-13/16	46	2.14	54	200	1,4	14	355	0.67	1,00	11	37	•	•
213-40	2-3/8	61	2.88	73	175	1,2	24	610	1.31	1,95	11	64	•	•

NOTE: Due to fitting size, this is a factory crimp only.

**Application:** Petroleum base hydraulic fluids and lubricating oils, diesel fuels and antifreeze solutions.

**Inner Tube:** PKR®.

**Reinforcement:** One fiber braid and one steel braid.

**Cover:** Fiber braid.

**Temperature Range:** -50°F to +302°F (-45°C to +150°C).

**Fittings:** 26 Series - pg. B-9.  
21 Series - pg. B-137.  
23 Series - pg. B-149.

# 266

## Transportation

SAE J1402 AII / D.O.T. FMVSS 106 AII - AIR BRAKE



# Part Number	Hose I.D.		Hose O.D.		Working Pressure		Minimum Bend Radius		Weight		Vacuum Rating		Parkrimp	Field Attachable
	inch	mm	inch	mm	psi	MPa	inch	mm	lbs/ft	kg/m	of Hg	kPa		
266-4	3/16	5	0.52	13,2	2000	14	3/4	20	0.15	0,22	28	95	•	•
266-5	1/4	6,3	0.58	14,8	1500	10,5	1	25	0.16	0,24	28	95	•	•
266-6	5/16	8	0.68	17,2	1500	10,5	1-1/4	30	0.23	0,34	28	95	•	•
266-8	13/32	10	0.77	19,5	1250	8,7	1-3/4	45	0.26	0,39	28	95	•	•
266-10	1/2	12,5	0.92	23,4	1250	8,7	2-1/4	55	0.38	0,56	28	95	•	•
266-12	5/8	16	1.08	27,4	750	5,2	2-3/4	70	0.42	0,63	20	68	•	•
266-16	7/8	22	1.24	31,4	400	2,8	3-1/2	90	0.48	0,71	15	51	•	•
266-20	1-1/8	29	1.50	38,4	300	2,1	4-1/2	115	0.51	0,76	15	51	•	•
266-24	1-3/8	35	1.75	44,5	250	1,7	5-1/2	140	0.68	1,01	11	37	•	•

**Application:** Petroleum base hydraulic fluids and lubricating oils, diesel fuels and antifreeze solutions.

**Inner Tube:** PKR®.

**Reinforcement:** One fiber braid and one steel braid.

**Cover:** Fiber braid.

**Temperature Range:** -55°F to +302°F (-48°C to +150°C).

**Fittings:** 26 Series - pg. B-9.  
20 Series - pg. B-127.  
22 Series - pg. B-145.

- See page E-5 for charted effects temperature has on maximum working pressures of 201, 206, 213, and 266 hose.
- See Section B for Field Attachable Assembly Instructions.
- See Section C for Parkrimp Assembly Instructions.
- Temperature Range of other media listed in Section E.



A Hose Transportation

B Fittings

C Equipment

D Accessories

E Technical

# 201

## Transportation

SAE 100R5 SAE J1402 AII, D.O.T. FMVSS 106 AII - AIR BRAKE



# Part Number	Hose I.D.		Hose O.D.		Working Pressure		Minimum Bend Radius		Weight		Vacuum Rating		Field Attachable	
	inch	mm	inch	mm	psi	MPa	inch	mm	lbs/ft	kg/m	inches of Hg	kPa	26 Series	20/22 Series
201-4	3/16	5	0.52	13	3000	21	3	75	0.15	0,22	28	95	•	•
201-5	1/4	6,3	0.58	15	3000	21	3-3/8	85	0.18	0,27	28	95	•	•
201-6	5/16	8	0.68	17	2250	15,7	4	100	0.23	0,34	28	95	•	•
201-8	13/32	10	0.77	20	2000	14	4-1/2	115	0.27	0,40	28	95	•	•
201-10	1/2	12,5	0.92	23	1750	12,2	5-1/2	140	0.37	0,55	28	95	•	•
201-12	5/8	16	1.08	27	1500	10,5	6-1/2	165	0.40	0,60	28	95	•	•
201-16	7/8	22	1.23	31	800	5,6	7-3/8	185	0.46	0,68	20	68	•	•
201-20	1-1/8	29	1.50	38	625	4,3	9	230	0.51	0,76	20	68	•	•
201-24	1-3/8	35	1.75	44	500	3,5	10-1/2	265	0.68	1,01	15	51	•	•
201-32	1-13/16	46	2.22	56	350	2,4	13-1/4	335	0.89	1,32	11	37	•	•
201-40	2-3/8	60	2.88	73	350	2,4	24	610	1.31	1,95	11	37	•	•
201-48	3	76	3.56	90	200	1,4	33	840	2.09	3,11	11	37	•	•

**Application:** Petroleum base hydraulic fluids and lubricating oils, diesel fuels and antifreeze solutions.

**Inner Tube:** Synthetic rubber.

**Reinforcement:** One fiber braid and one steel braid.

**Cover:** Fiber braid.

**Temperature Range:** -40°F to +302°F (-40°C to +150°C).

**Fittings:** 26 Series - pg. B-9.  
20 Series - pg. B-127.  
22 Series - pg. B-145.

# 206

## Transportation

SAE 100R5 SAE J1402 AII, D.O.T. FMVSS 106 AII - AIR BRAKE



# Part Number	Hose I.D.		Hose O.D.		Working Pressure		Minimum Bend Radius		Weight		Vacuum Rating		Field Attachable	
	inch	mm	inch	mm	psi	MPa	inch	mm	lbs/ft	kg/m	inches of Hg	kPa	26 Series	20/22 Series
206-4	3/16	5	0.52	13	3000	21	3	75	0.15	0,22	28	95	•	•
206-5	1/4	6,3	0.58	15	3000	21	3-3/8	85	0.18	0,27	28	95	•	•
206-6	5/16	8	0.68	17	2250	15,7	3-1/2	90	0.23	0,34	28	95	•	•
206-8	13/32	10	0.77	20	2000	14	3-1/2	90	0.27	0,40	28	95	•	•
206-10	1/2	12,5	0.92	23	1750	12,2	4	100	0.37	0,55	28	95	•	•
206-12	5/8	16	1.08	27	1500	10,5	4	100	0.40	0,60	28	95	•	•
206-16	7/8	22	1.23	31	800	5,6	4	100	0.46	0,68	20	68	•	•
206-20	1-1/8	29	1.50	38	625	4,3	5-1/2	140	0.51	0,76	20	68	•	•
206-24	1-3/8	35	1.75	44	500	3,5	7-1/2	190	0.68	1,01	15	51	•	•
206-32	1-13/16	46	2.22	56	350	2,4	13-1/4	335	0.89	1,32	11	37	•	•
206-40	2-3/8	60	2.88	73	350	2,4	24	610	1.31	1,95	11	37	•	•

**Application:** Petroleum base hydraulic fluids and lubricating oils, diesel fuels and antifreeze solutions.

**Inner Tube:** PKR®.

**Reinforcement:** One fiber braid and one steel braid.

**Cover:** Fiber braid, blue.

**Temperature Range:** -55°F to +302°F (-48°C to +150°C).

**Fittings:** 26 Series - pg. B-9.  
20 Series - pg. B-127.  
22 Series - pg. B-145.

- See page E-5 for charted effects temperature has on maximum working pressures of 201, 206, 213, and 266 hose.
- See Section B for Field Attachable Assembly Instructions.
- See Section C for Parkrimp Assembly Instructions.
- Temperature Range of other media listed in Section E.



# 225

## Transportation

SAE 100R5 Performance with Rubber Cover



# Part Number	Hose I.D.		Hose O.D.		Working Pressure		Minimum Bend Radius		Weight		Vacuum Rating		Field Attachable	
	inch	mm	inch	mm	psi	MPa	inch	mm	lbs/ft	kg/m	inches of Hg	kPa	26 Series	20/22 Series
225-4	3/16	5	0.52	13	3000	21	3	75	0.15	0.22	28	95	•	•
225-5	1/4	6,3	0.58	15	3000	21	3-3/8	85	0.18	0,27	28	95	•	•
225-6	5/16	8	0.68	17	2250	15,7	4	100	0.23	0,34	28	95	•	•
225-8	13/32	10	0.77	20	2000	14	4-1/2	115	0.27	0.4	28	95	•	•
225-10	1/2	12,5	0.92	23	1750	12,2	5-1/2	140	0.37	0,55	28	95	•	•
225-12	5/8	16	1.08	27	1500	10,5	6-1/2	165	0.40	0,60	28	95	•	•
225-16	7/8	22	1.23	31	800	5,6	7-3/8	185	0.46	0,68	20	68	•	•
225-20	1-1/8	29	1.50	38	625	4,3	9	230	0.51	0,76	20	68	•	•
225-24	1-3/8	35	1.75	44	500	3,5	10-1/2	265	0.68	1,01	15	51	•	•
225-32	1-13/16	46	2.22	56	350	2,4	13-1/4	335	0.89	1,32	11	37	•	•

**Application:** Petroleum base hydraulic fluids and lubricating oils, diesel fuels and antifreeze solutions.

**Inner Tube:** Synthetic rubber.

**Reinforcement:** One fiber braid and one steel braid.

**Cover:** Synthetic rubber, MSHA accepted.

**Temperature Range:** -40°F to +212°F (-40°C to +100°C).

**Fittings:** 26 Series - pg. B-9.  
20 Series - pg. B-127.  
22 Series - pg. B-145.

# CAH

## Compressed Air Hose



# Part Number	Hose I.D.		Hose O.D.		Working Pressure		Minimum Bend Radius		Weight		Parkrimp 26 Series
	inch	mm	inch	mm	psi	MPa	inch	mm	lbs/ft	kg/m	
CAH-4	3/16	5	0.52	13,2	500	3,5	3/4	20	0.15	0,22	•
CAH-5	1/4	6,3	0.58	14,8	500	3,5	1	25	0.18	0,27	•
CAH-6	5/16	8	0.68	17,2	500	3,5	1-1/4	30	0.23	0,34	•
CAH-8	13/32	11	0.77	19,5	500	3,5	1-3/4	45	0.27	0,40	•
CAH-10	1/2	12,5	0.92	23,4	500	3,5	2-1/4	55	0.37	0,55	•
CAH-12	5/8	16	1.08	27,4	500	3,5	2-3/4	70	0.44	0,61	•
CAH-16	7/8	22	1.23	31,4	500	3,5	3-1/2	90	0.41	0,57	•
CAH-20	1-1/8	29	1.50	38,1	400	2,8	4-1/2	115	0.51	0,76	•
CAH-24	1-3/8	35	1.75	44,5	400	2,8	7-1/2	190	0.68	1,01	•
CAH-32	1-3/16	46	2.22	56,4	400	2,8	13-1/4	335	0.89	1,32	•
CAH-40	2-3/8	60	2.88	73,0	400	2,8	24	610	1.31	1,95	•

**Application:** For use with air compressor systems

**Inner Tube:** Nitrile synthetic rubber.

**Reinforcement:** One fiber braid and one wire braid.

**Cover:** Fiber braid.

**Temperature Range:**  
**Air:** +158°F (+70°C)  
**Water:** +185°F (+85°C)  
**Oil:** -10°F to +235°F  
(-23.5°C to +113°C)

**Polyol Ester Fluids:** up to +175°F (+79.5°C)

- See Section B for Field Attachable Assembly Instructions.
- See Section C for Parkrimp Assembly Instructions.
- Temperature Range of other media listed in Section E.



A Hose Transportation

B Fittings

C Equipment

D Accessories

E Technical

## 285

### Refrigerant

SAE J2064 TYPE C



# Part Number	Hose I.D.		Hose O.D.		Working Pressure		Minimum Bend Radius		Weight		U <sub>Hg</sub> Vacuum Rating		Parkrimp		Field Attachable	
	inch	mm	inch	mm	psi	MPa	inch	mm	lbs/ft	kg/m	inches of Hg	kPa	26 Series	21/23 Series		
285-4	3/16	5	0.49	11,7	500	3,4	1	25	0.09	0,14	28	95	•	•		
285-6	5/16	8	0.62	15,7	500	3,4	1-1/2	40	0.12	0,18	28	95	•	•		
285-8	13/32	10	0.74	18,8	500	3,4	2	50	0.17	0,25	28	95	•	•		
285-10	1/2	12,5	0.83	21,1	500	3,4	2-1/2	65	0.18	0,27	28	95	•	•		
285-12	5/8	16	0.96	24,4	500	3,4	3	75	0.23	0,34	28	95	•	•		

**Application:** Refrigerant 134a.  
**Inner Tube:** Synthetic rubber with nylon barrier.  
**Reinforcement:** One fiber braid.  
**Cover:** Synthetic rubber.  
**Temperature Range:** -22°F to +257°F (-30°C to +125°C).  
**Fittings:** 26 Series - pg. B-9.  
 21 Series - pg. B-137.  
 23 Series - pg. B-149.

## 244

### Refrigerant

SAE J2064 TYPE B, CLASS I



# Part Number	Hose I.D.		Hose O.D.		Working Pressure		Minimum Bend Radius		Weight		U <sub>Hg</sub> Vacuum Rating		Parkrimp	
	inch	mm	inch	mm	psi	MPa	inch	mm	lbs/ft	kg/m	inches of Hg	kPa	26 Series	
244-16	7/8	22	1.23	31	500	3,5	7-1/2	190	0.51	0,76	28	95	•	
244-20	1-1/8	29	1.50	38	500	3,5	9	230	0.56	0,83	28	95	•	
244-24	1-3/8	35	1.75	44	350	2,4	10-1/2	270	0.62	0,92	28	95	•	

**Application:** Refrigerant 134a.  
**Inner Tube:** Butyl rubber.  
**Reinforcement:** One braid steel wire.  
**Cover:** Fiber braid.  
**Temperature Range:** -22°F to +257°F (-30°C to +125°C).  
**Fittings:** 26 Series - pg. B-9.

- See Section B for Field Attachable Assembly Instructions.
- See Section C for Parkrimp Assembly Instructions.
- Temperature Range of other media listed in Section E.



**A** Hose Refrigerant

**B** Fittings

**C** Equipment

**D** Accessories

**E** Technical



**TECNI-AR**  
Seu Caminho  
Para Automação

A-30

TECNI-AR Ltda  
[www.tecni-ar.com.br](http://www.tecni-ar.com.br)  
Tel: (31)3362-2400

**Hose Products Division**  
Parker Hannifin Corporation  
Wickliffe, Ohio  
[www.parkerhose.com](http://www.parkerhose.com)