



TECNI-AR
Seu caminho
Para automação

Thermoplastic Fittings and Valves




TrueSeal™

- FDA Compliant
- NSF-51 Listed
- Acetal Fittings meet NSF-61
- All Plastic Body Designs



Polypropylene Ball Valves

- FDA Compliant
- NSF-51 Listed
- Bi-directional
- Corrosion Resistant



Fast & Tite®

- FDA Compliant
- NSF-51 Listed
- Stainless Steel Grab Ring
- O-ring Seal
































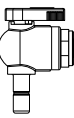






























Par-Barb®

- FDA Compliant
- NSF-51 Listed
- High Strength,
Chemically Inert


The World Standard

D

<p>TrueSeal™</p>	<p>MC Male Connector Tube to Pipe</p>  <p>Page D5</p>	<p>EU Elbow Union Tube to Tube</p>  <p>Page D5</p>	<p>TU Tee Union Tube to Tube</p>  <p>Page D6</p>	<p>WY "Y" Union Tube to Tube</p>  <p>Page D6</p>	<p>MES Male Elbow Swivel Tube to Pipe</p>  <p>Page D7</p>	<p>MRS Male Run Swivel Tube to Pipe</p>  <p>Page D7</p>	
	<p>MTS Male Tee Swivel Tube to Pipe</p>  <p>Page D8</p>	<p>UC Union Connector Tube to Tube</p>  <p>Page D8</p>	<p>CU Cross Union Tube to Tube</p>  <p>Page D9</p>	<p>FA Faucet Adapter Tube to Faucet</p>  <p>Page D9</p>	<p>FC Female Connector Tube to Pipe</p>  <p>Page D9</p>	<p>FF Female Flare Tube to Flare</p>  <p>Page D10</p>	<p>TMC Tube Stem Adapter Tube Stem to Pipe</p>  <p>Page D10</p>
	<p>BU Bulkhead Union Tube to Tube</p>  <p>Page D11</p>	<p>TEU Tube Elbow Union Tube to Tube Stem</p>  <p>Page D11</p>	<p>RD Tube Reducer Tube to Tube Stem</p>  <p>Page D12</p>	<p>CAP Tube Cap</p>  <p>Page D12</p>	<p>FE Female Elbow Tube to Tube</p>  <p>Page D12</p>	<p>ME Male Elbow Tube to Pipe</p>  <p>Page D13</p>	<p>ST Straight Thread Tube to Male O-Ring Boss</p>  <p>Page D13</p>
	<p>TCB Tube to Barb Connector</p>  <p>Page D13</p>	<p>TEB Tube Elbow Barb Connector</p>  <p>Page D14</p>	<p>TPL Plug</p>  <p>Page D14</p>	<p>TSC Cartridge Insert</p>  <p>Page D15</p>	<p>VC Check Valve</p>  <p>Page D16</p>	<p>VME Valve Male Elbow</p>  <p>Page D17</p>	<p>VFE Valve Female Elbow</p>  <p>Page D17</p>
	<p>VUC Valve Union Connector</p>  <p>Page D18</p>	<p>VEU Valve Elbow Union</p>  <p>Page D18</p>	<p>VMC Valve Male Con- nector</p>  <p>Page D18</p>	<p>VFC Valve Female Connector</p>  <p>Page D19</p>	<p>VTEU Valve Tube Elbow Union</p>  <p>Page D19</p>	<p>VTU Water Supply Valve</p>  <p>Page D20</p>	<p>TFA Tube Faucet Adapter (Female Thread)</p>  <p>Page D21</p>
	<p>TAF Tube Faucet Adapter (Male Thread)</p>  <p>Page D21</p>	<p>SC Safety Clip</p>  <p>Page D21</p>	<p>TS Tube Support</p>  <p>Page D21</p>	<p>PTS Pipe Thread Seal- ant</p>  <p>Page D21</p>	<p>AQRT Quick Release Tool</p>  <p>Page D21</p>		

Fast & Tite®	MC Male Connector Tube to Male Pipe  Page D23	UC Union Connector Tube to Tube  Page D23	ME Male Elbow Tube to Male Pipe  Page D24	EU Elbow Union Tube to Tube  Page D24	BU Bulkhead Union Tube to Tube  Page D25	FE Female Elbow Tube to Female Pipe  Page D25
	FC Female Connector Tube to Female Pipe  Page D25	MR Male Run Tee Tube to Tube to Male Pipe  Page D26	TU Tee Union Tube to Tube  Page D26	MT Male branch Tee Tube to Male Pipe  Page D26	GR Grab Ring Stainless or Plastic  Page D27	OR O-Ring  Page D27
NS Nut & Spacer Sets  Page D27						
Par-Barb®	TUB Tee Union  Page D29	EUB Elbow Union  Page D29	MTB Tee Male Branch  Page D30	HPL Hex Head Pipe Plug  Page D30	MEB Male Elbow Con- nector  Page D31	UCB Union Connector  Page D31
	HPN Hex Pipe Nipple  Page D32	MCB Male Connector Adapter  Page D33				

D



TrueSeal™ Thermoplastic Push-In Fittings

The patented* TrueSeal™ push-to-connect thermoplastic fittings are light weight, Field Attachable, and connect to plastic tubing without the use of tools.

D

Features

- All components in TrueSeal™ fittings are manufactured from FDA compliant materials and are NSF-51 listed for contact with food.
- Gray acetal TrueSeal™ fittings meet NSF-61 requirements for drinking water (potable water) system components.
- All-plastic body designs offer reduced weight, eliminate rust, corrosion, and system contamination in applications where metal components cannot be tolerated.
- Collets are offered in either a patented all-plastic design for use with flexible tubing or with a metal grip edge made from 300 series stainless steel for use on all tubing including copper.
- Extra deep tube seat in fitting body provides support to reduce side-load leakage.
- Elastomer o-ring seal provides positive compression on tubing O.D. in vacuum or pressure applications.
- Removable collet design permits o-ring replacement in the field. Collets are available in colors for easy color coding of systems.
- Tube stem adapters provide a wide range of tube-to-port jump size potential and allow elbows and tees to swivel for positive tube routing alignment. Connections made with metal gripper collets, may require tube stems to be replaced upon reconnection.

Applications

TrueSeal™ fittings find wide acceptance in water conditioning, filtration, and reverse osmosis industries and on water, soft drink, beer, wine, and condiment dispensing equipment. Industrial applications range from vacuum to low-pressure hydraulic and pneumatic systems on robotics, air logic, packaging/filling equipment, and conveyors. Ink and dye transfer, lubrication and cooling lines on presses, machine tools, ion implanting devices—all rely on TrueSeal™.

Standard Materials

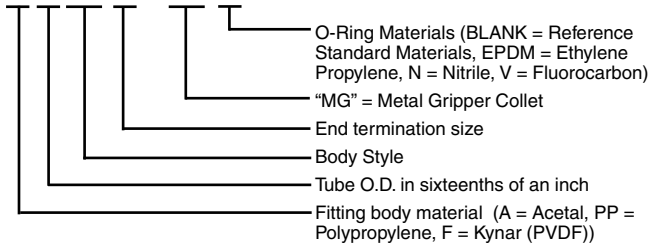
Material	Fitting Color	O-Ring
Acetal	Gray	EPDM
Polypropylene	White	EPDM
Kynar®	Natural	Viton

Black nitrile o-rings and colored collets in black, white, red, blue, green, yellow and orange are also available. Consult Division. KYNAR® is a registered trademark of Atochem North America, Inc. *U.S. Patent 5,584,513

Note: Provide adequate fail-safe mechanisms such as leakage detection sensors, automatic shut-off controls or other industry and code appropriate fail-safe devices in the design of your water-handling appliance to protect against personal injury and property damage. Plastic fittings containing an o-ring have a finite life depending on the environment, media and severity of the application. Frequent inspections and replacement of the fitting when anomalies are found is recommended.

How to Order

A 4 MC 4 - MG - V



Working Pressure

TrueSeal™ fittings are rated for the pressures listed below or at 1/4 (one-fourth) of the rated burst pressure of the tubing being used (whichever is less).

Fitting Size	Acetal	Polypropylene	Kynar®
1/4"	300	150	300
5/16"	300		
3/8"	300	150	300
1/2"	250	150	
Temp. Range	-20°F (-29°C) to +180°F (85°C)	0°F (-18°C) to +225°F (110°C)	0°F (-18°C) to +275°F (135°C)

- These pressure ratings are based on tests conducted with Series NR tubing at 73°F.
- Actual working pressures will be lower at elevated temperatures. Consult division.
- Meets pressure integrity tests of NSF-53 and NSF-58

Tubing

Parker TrueSeal™ fittings with all plastic collets can be used with the following tubing materials: polyethylene, polypropylene, nylon, vinyl, fluoropolymer, and polyurethane (3/8" and 1/2" polyurethane and all sizes of vinyl should use tube supports). TrueSeal™ fittings with metal gripper collets can be used with tubing listed above and soft copper tubing. For stainless steel or glass tubing or all other metal tubing, consult factory.

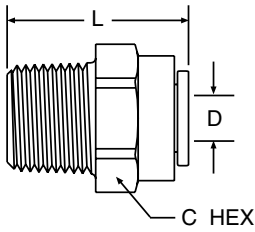
Tube Sizes	O.D. Tolerance	Insertion Depth
5/32"	±005"	9/16"
1/4"	±005"	11/16"
5/16"	±005"	13/16"
3/8"	±005"	3/4"
1/2"	±005"	7/8"

Assembly Instructions

1. Cut tubing square and clean. (Use a Parker plastic tube cutter, Part No. PTC.)
2. Mark from end of tube the length of insertion (see table above).
3. Push tube into the fitting until it bottoms out.
4. To remove, depress collet and pull tubing out.
5. Use TrueSealant™ (Part No. PTS) on threads.

MC - Male Connector

Tube-to-Pipe



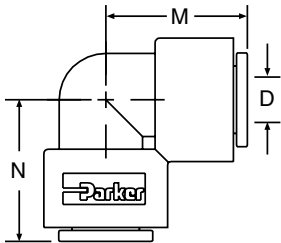
Gray Acetal EPDM Seal	White Polypropylene EPDM Seal	Natural Kynar Viton Seal	Nom. Tube O.D.	NPTF Thread Size	C Hex	L Overall Length	D Thru Hole Min.
#	#	#					
A4MC2-MG	PP4MC2	F4MC2	1/4	1/8	11/16	1.28	.175
A4MC4-MG	PP4MC4	F4MC4	1/4	1/4	11/16	1.14	.175
A4MC6-MG	PP4MC6	F4MC6	1/4	3/8	11/16	1.18	.175
A5MC2-MG			5/16	1/8	13/16	1.46	.175
A5MC4-MG			5/16	1/4	13/16	1.41	.188
A5MC6-MG			5/16	3/8	13/16	1.27	.188
A6MC2-MG		F6MC2	3/8	1/8	13/16	1.46	.175
A6MC4-MG	PP6MC4	F6MC4	3/8	1/4	13/16	1.41	.250
A6MC6-MG	PP6MC6	F6MC6	3/8	3/8	13/16	1.27	.250
A6MC8-MG		F6MC8	3/8	1/2	15/16	1.45	.250
A8MC6-MG	PP8MC6		1/2	3/8	15/16	1.65	.360
A8MC8-MG	PP8MC8		1/2	1/2	15/16	1.46	.375

For nonstandard plastic collet, remove -MG suffix.



EU - Elbow Union

Tube-to-Tube



Gray Acetal EPDM Seal	White Polypropylene EPDM Seal	Natural Kynar Viton Seal	Nom. Tube O.D.	M	N	D Thru Hole Min.
#	#	#				
A4EU4-MG	PP4EU4	F4EU4	1/4	0.87	0.87	.175
A5EU4-MG			5/16-1/4	1.052	0.90	.175
A5EU5-MG			5/16	1.02	1.02	.188
A6EU4-MG	PP6EU4	F6EU4	3/8-1/4	1.02	0.90	.212
A6EU5-MG			3/8-5/16	1.02	1.02	.175
A6EU6-MG	PP6EU6	F6EU6	3/8	1.02	1.02	.250
A8EU6-MG			1/2-3/8	1.20	1.20	.250
A8EU8-MG	PP8EU8		1/2	1.20	1.20	.375

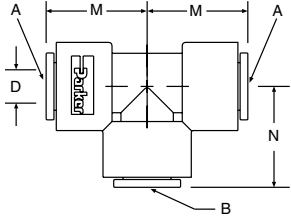
For nonstandard plastic collet, remove -MG suffix.

All sizes in inches.



TU - Tee Union

Tube-to-Tube



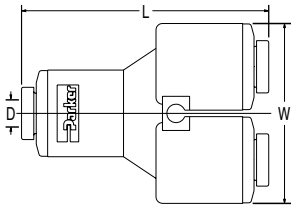
D

Gray Acetal EPDM Seal	White Polypropylene EPDM Seal	Natural Kynar Viton Seal	Nom. Tube O.D.		M	N	D Thru Hole Min.
			Tube A Run	Tube B Stem			
#	#	#					
A4TU4-MG	PP4TU4	F4TU4	1/4	1/4	0.81	0.85	.175
A5TU5-MG			5/16	5/16	1.02	1.02	.188
A6TU4-MG	PP6TU4	F6TU4	3/8	1/4	1.02	1.03	.175
A6TU6-MG	PP6TU6	F6TU6	3/8	3/8	1.02	1.02	.290
A8TU8-MG	PP8TU8		1/2	1/2	1.20	1.20	.375

For nonstandard plastic collet, remove -MG suffix.

WY - "Y" Union

Tube-to-Tube

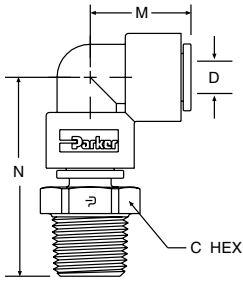


Gray Acetal EPDM Seal	White Polypropylene EPDM Seal	Natural Kynar Viton Seal	Nom. Tube O.D.		L	W	D Thru Hole Min.
			Inlet Tube A Run	Outlet Tube B Stem			
#	#	#					
A5WY5-MG			5/16	5/16	2.250	1.75	0.190
A6WY4-MG			3/8	1/4	2.100	1.43	0.190
A6WY5-MG			3/8	5/16	2.200	1.75	0.190
A6WY6-MG			3/8	3/8	2.175	1.75	0.250

All sizes in inches

MES - Male Elbow Swivel

Tube-to-Pipe

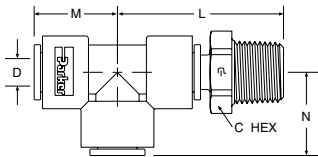


Gray Acetal EPDM Seal	White Polypropylene EPDM Seal	Natural Kynar Viton Seal	Nom. Tube O.D.	NPTF Thread Size	C Hex	M	N	D Thru Hole Min.
#	#	#						
A4MES2-MG	PP4MES2	F4MES2	1/4	1/8	9/16	0.87	1.60	.175
A4MES4-MG	PP4MES4	F4MES4	1/4	1/4	11/16	0.87	1.71	.175
A4MES6-MG	PP4MES6	F4MES6	1/4	3/8	13/16	0.90	1.91	.212
A5MES2-MG			5/16	1/8	9/16	1.02	1.78	.188
A5MES4-MG			5/16	1/4	11/16	1.02	1.90	.188
A5MES6-MG			5/16	3/8	13/16	1.02	1.90	.188
A6MES2-MG		F6MES2	3/8	1/8	9/16	1.02	1.65	.175
A6MES4-MG	PP6MES4	F6MES4	3/8	1/4	13/16	1.02	1.90	.250
A6MES6-MG	PP6MES6	F6MES6	3/8	3/8	13/16	1.02	1.90	.250
A8MES4-MG			1/2	1/4	13/16	1.20	2.10	.240
A8MES6-MG	PP8MES6		1/2	3/8	13/16	1.20	2.10	.375
A8MES8-MG	PP8MES8		1/2	1/2	1	1.20	2.32	.375

*Part consists of elbow union and tube stem adaptor.
Note: Assemblies with metal gripper collets are permanent.
Assemblies with plastic collets can be taken apart.

MRS - Male Run Swivel

Tube-to-Pipe



Gray Acetal EPDM Seal	White Polypropylene EPDM Seal	Natural Kynar Viton Seal	Nom. Tube O.D.	NPTF Thread Size	C Hex	L	M	N	D Thru Hole Min.
#	#	#							
A4MRS2-MG	PP4MRS2	F4MRS2	1/4	1/8	9/16	1.55	0.81	0.85	.175
A4MRS4-MG	PP4MRS4	F4MRS4	1/4	1/4	11/16	1.67	0.81	0.85	.175
A5MRS2-MG			5/16	1/8	9/16	1.78	1.02	1.02	.188
A5MRS4-MG			5/16	1/4	11/16	1.90	1.02	1.02	.188
A5MRS6-MG			5/16	3/8	13/16	1.90	1.02	1.02	.188
A6MRS4-MG	PP6MRS4	F6MRS4	3/8	1/4	13/16	1.90	1.02	1.02	.250
A6MRS6-MG	PP6MRS6	F6MRS6	3/8	3/8	13/16	1.90	1.02	1.02	.250
A8MRS4-MG			1/2	1/4	13/16	2.10	1.20	1.20	.240
A8MRS6-MG	PP8MRS6		1/2	3/8	13/16	2.10	1.20	1.20	.375
A8MRS8-MG	PP8MRS8		1/2	1/2	1	2.32	1.20	1.20	.375

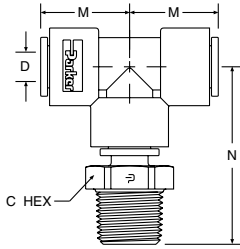
*Part consists of tee union and tube stem adaptor.
Note: Assemblies with metal gripper collets are permanent.
Assemblies with plastic collets can be taken apart.

All sizes in inches



MTS - Male Tee Swivel

Tube-to-Pipe

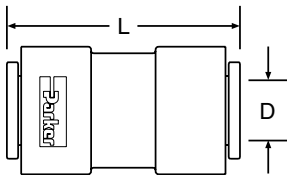


Gray Acetal EPDM Seal	White Polypropylene EPDM Seal	Natural Kynar Viton Seal	Nom. Tube O.D.	NPTF Thread Size	C Hex	M	N	D Thru Hole Min.
#	#	#						
A4MTS2-MG	PP4MTS2	F4MTS2	1/4	1/8	9/16	0.81	1.60	.175
A4MTS4-MG	PP4MTS4	F4MTS4	1/4	1/4	11/16	0.81	1.71	.175
A5MTS2-MG			5/16	1/8	9/16	1.02	1.78	.188
A5MTS4-MG			5/16	1/4	11/16	1.02	1.90	.188
A5MTS6-MG			5/16	3/8	13/16	1.02	1.90	.188
A6MTS2-MG		F6MTS2	3/8	1/8	9/16	1.02	1.75	.175
A6MTS4-MG	PP6MTS4	F6MTS4	3/8	1/4	13/16	1.02	1.90	.250
A6MTS6-MG	PP6MTS6	F6MTS6	3/8	3/8	13/16	1.02	1.90	.250
A8MTS4-MG			1/2	1/4	13/16	1.20	2.10	.240
A8MTS6-MG	PP8MTS6		1/2	3/8	13/16	1.20	2.10	.375
A8MTS8-MG	PP8MTS8		1/2	1/2	1	1.20	2.32	.375

*Part consists of tee union and tube stem adaptor.
Note: Assemblies with metal gripper collets are permanent.
Assemblies with plastic collets can be taken apart.

UC - Union Connector

Tube-to-Tube



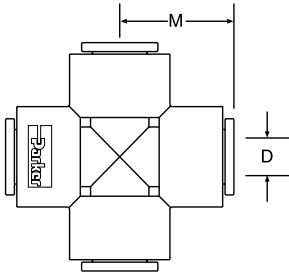
Gray Acetal EPDM Seal	White Polypropylene EPDM Seal	Natural Kynar Viton Seal	Nom. Tube O.D.	L Overall Length	D Thru Hole Min.
#	#	#			
A4UC4-MG	PP4UC4	F4UC4	1/4	1.49	.175
A5UC4-MG			5/16-1/4	1.70	.175
A5UC5-MG			5/16	1.70	.188
A6UC4-MG	PP6UC4	F6UC4	3/8-1/4	1.70	.175
A6UC5-MG			3/8-5/16	1.70	.188
A6UC6-MG	PP6UC6	F6UC6	3/8	1.70	.250
A8UC5-MG			1/2-5/16	1.90	.188
A8UC6-MG	PP8UC6		1/2-3/8	1.90	.250
A8UC8-MG	PP8UC8		1/2	1.91	.375

For nonstandard plastic collet, remove -MG suffix.

All sizes in inches

CU - Cross Union

Tube-to-Tube



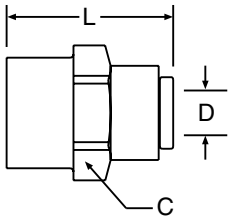
Gray Acetal EPDM Seal	White Polypropylene EPDM Seal	Natural Kynar Viton Seal	Nom. Tube O.D.	M	D Thru Hole Min.
#	#	#			
A4CU4-MG			1/4	.91	.175
A6CU6-MG			3/8	1.08	.250

For nonstandard plastic collet, remove -MG suffix.

D

FA - Faucet Adapter

Tube-to-Faucet

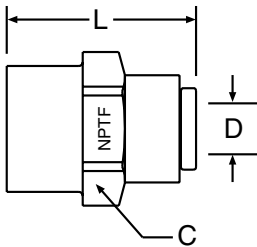


Gray Acetal EPDM Seal	White Polypropylene EPDM Seal	Natural Kynar Viton Seal	Nom. Tube O.D.	UNS-2B Thread Size	C Hex	L Overall Length	D Thru Hole Min.
#	#	#					
A4FA7-MG	PP4FA7	F4FA7	1/4	7/16-24	23/32	1.32	.190
A5FA7-MG			5/16	7/16-24	13/16	1.41	.190
A6FA7-MG	PP6FA7	F6FA7	3/8	7/16-24	13/16	1.41	.190

For nonstandard plastic collet, remove -MG suffix.

FC - Female Connector

Tube-to-Pipe



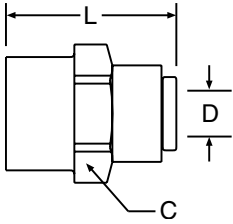
Gray Acetal EPDM Seal	White Polypropylene EPDM Seal	Natural Kynar Viton Seal	Nom. Tube O.D.	NPTF Thread Size	C Hex	L Overall Length	D Thru Hole Min.
#	#	#					
A4FC2-MG	PP4FC2	F4FC2	1/4	1/8	11/16	1.20	.175
A4FC4-MG	PP4FC4	F4FC4	1/4	1/4	23/32	1.32	.175
A5FC4-MG			5/16	1/4	13/16	1.41	.188
A5FC6-MG			5/16	3/8	1	1.50	.188
A6FC4-MG	PP6FC4	F6FC4	3/8	1/4	13/16	1.41	.250
A6FC6-MG	PP6FC6	F6FC6	3/8	3/8	1	1.50	.250
A6FC8-MG			3/8	1/2	1-1/8	1.52	.250
A8FC6-MG	PP8FC6		1/2	3/8	1-1/8	1.60	.375
A8FC8-MG	PP8FC8		1/2	1/2	1-1/8	1.75	.375

For nonstandard plastic collet, remove -MG suffix.

All sizes in inches

FF - 45° Female Flare

Tube-to-Flare



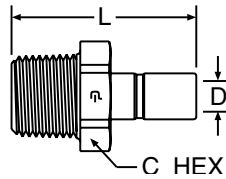
Gray Acetal EPDM Seal	White Polypropylene EPDM Seal	Natural Kynar Viton Seal	Nom. Tube O.D.	UNF-2B Thread Size	C Hex	L Overall Length	D Thru Hole Min.
#	#	#					
A4FF4-MG	PP4FF4	F4FF4	1/4	7/16-20	23/32	1.32	.190
A6FF4-MG		F6FF4	3/8	7/16-20	13/16	1.41	.190
A6FF6-MG	PP6FF6	F6FF6	3/8	5/8-18	1	1.50	.250

For nonstandard plastic collet, remove -MG suffix.

D

TMC - Tube Stem Adapter

Tube Stem-to-Pipe

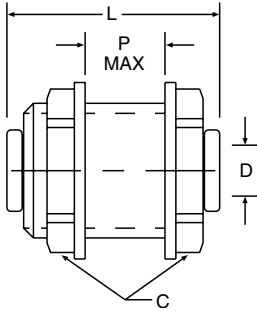


Gray Acetal EPDM Seal	White Polypropylene EPDM Seal	Natural Kynar Viton Seal	Nom. Tube O.D.	NPTF Thread Size	C Hex	L Overall Length	D Thru Hole Min.
#	#	#					
A4TMC2	PP4TMC2	F4TMC2	1/4	1/8	9/16	1.44	.175
A4TMC4	PP4TMC4	F4TMC4	1/4	1/4	11/16	1.56	.175
A5TMC2			5/16	1/8	9/16	1.5	.188
A5TMC4			5/16	1/4	11/16	1.67	.188
A5TMC6			5/16	3/8	13/16	1.67	.188
A6TMC4	PP6TMC4	F6TMC4	3/8	1/4	13/16	1.70	.250
A6TMC6	PP6TMC6	F6TMC6	3/8	3/8	13/16	1.70	.250
A8TMC4			1/2	1/4	13/16	1.82	.240
A8TMC6	PP8TMC6		1/2	3/8	13/16	1.82	.375
A8TMC8	PP8TMC8		1/2	1/2	1	2.04	.375

All sizes in inches

BU - Bulkhead Union

Tube-to-Tube



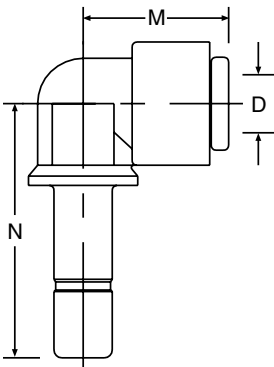
Gray Acetal EPDM Seal	White Polypropylene EPDM Seal	Natural Kynar Viton Seal	Nom. Tube O.D.	C1 Hex	C2 Hex	L Overall Length	P Max. Wall Thk.	D Thru Hole Min.	Bulkhead Hole Drill Size
#	#	#							
A4BU4-MG	PP4BU4	F4BU4	1/4	15/16	15/16	1.50	.50	.175	7/8
A5BU5-MG			5/16	1-1/16	1-1/16	1.75	.62	.188	1
A6BU4-MG	PP6BU4		3/8-1/4	1-1/16	1-1/16	1.75	.62	.175	1
A6BU6-MG	PP6BU6	F6BU6	3/8	1-1/16	1-1/16	1.75	.62	.250	1
A8BU8-MG			1/2	1-1/4	1-1/4	2.04	.70	.375	1-1/8

For nonstandard plastic collet, remove -MG suffix.

D

TEU - Tube Elbow Union

Tube-to-Tube Stem



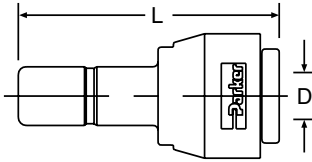
Gray Acetal EPDM Seal	White Polypropylene EPDM Seal	Natural Kynar Viton Seal	Nom. Tube O.D.	Tube Stem O.D.	M	N	D Thru Hole Min.
#	#	#					
A4TEU4-MG	PP4TEU4	F4TEU4	1/4	1/4	.84	1.21	.125
A4TEU6-MG		F4TEU6	1/4	3/8	.84	1.35	.125
A5TEU5-MG			5/16	5/16	1.03	1.40	.188
A6TEU4-MG		F6TEU4	3/8	1/4	1.03	1.29	.125
A6TEU6-MG	PP6TEU6	F6TEU6	3/8	3/8	1.03	1.64	.250
A8TEU8-MG	PP8TEU8		1/2	1/2	1.21	1.64	.380

For nonstandard plastic collet, remove -MG suffix.

All sizes in inches

RD - Tube Reducer

Tube-to-Tube Stem

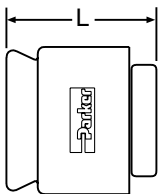


Gray Acetal EPDM Seal	White Polypropylene EPDM Seal	Natural Kynar Viton Seal	Nom. Tube O.D.	Tube Stem O.D.	L	D Thru Hole Min.
#	#	#				
A4RD5-MG	PP4RD5		1/4	5/16	1.62	.18
A4RD6-MG	PP4RD6		1/4	3/8	1.62	.18
A5RD6-MG			5/16	3/8	1.78	.25
A5RD8-MG			5/16	1/2	1.90	.25
A6RD8-MG			3/8	1/2	1.90	.25

For nonstandard plastic collet, remove -MG suffix.

D

CAP - Tube Cap

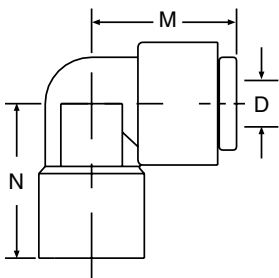


Gray Acetal EPDM Seal	White Polypropylene EPDM Seal	Natural Kynar Viton Seal	Nom. Tube O.D.	L Overall Length
#	#	#		
A4CAP-MG	PP4CAP	F4CAP	1/4	0.77
A6CAP-MG	PP6CAP		3/8	0.88

For nonstandard plastic collet, remove -MG suffix.

FE - Female Elbow

Tube-to-Tube



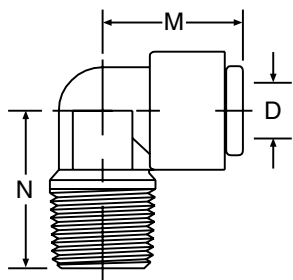
Gray Acetal EPDM Seal	White Polypropylene EPDM Seal	Natural Kynar Viton Seal	Nom. Tube O.D.	NPTF Thread Size	M	N	D Thru Hole Min.
#	#	#					
A4FE4-MG			1/4	1/4	0.84	1.00	.18
A6FE4-MG			3/8	1/4	1.03	1.00	.25
A6FE6-MG			3/8	3/8	1.03	1.00	.25

For nonstandard plastic collet, remove -MG suffix.

All sizes in inches

ME - Male Elbow

Tube-to-Pipe

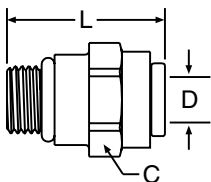


Gray Acetal EPDM Seal	White Polypropylene EPDM Seal	Natural Kynar Viton Seal	Nom. Tube O.D.	NPTF Thread Size	M	N	D Thru Hole Min.
#	#	#					
A4ME2-MG	PP4ME2	F4ME2	1/4	1/8	0.84	0.94	.175
A4ME4-MG	PP4ME4	F4ME4	1/4	1/4	0.84	0.94	.175
A4ME6-MG	PP4ME6	F4ME6	1/4	3/8	0.84	1.04	.175
A5ME4-MG			5/16	1/4	1.03	1.08	.175
A5ME6-MG			5/16	3/8	1.03	1.06	.188
A6ME4-MG	PP6ME4	F6ME4	3/8	1/4	1.03	1.08	.250
A6ME6-MG	PP6ME6	F6ME6	3/8	3/8	1.03	1.06	.250

For nonstandard plastic collet, remove -MG suffix.

ST - Straight Thread

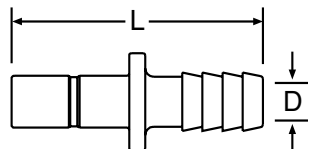
Tube-to-Male O-Ring Boss



Gray Acetal EPDM Seal	White Polypropylene EPDM Seal	Natural Kynar Viton Seal	Nom. Tube O.D.	UNF-2B Thread Size	C Hex	L Overall Length	D Thru Hole Min.
#	#	#					
A6ST9-MG		F6ST9 (+)	3/8	9/16-18	13/16	1.39	.250

For nonstandard plastic collet, remove -MG suffix.

TCB - Tube-to-Barb Connector

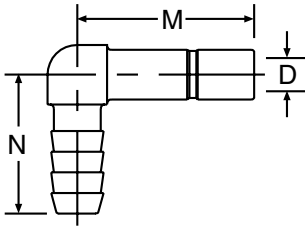


Gray Acetal	White Polypropylene	Natural Kynar	Tube Stem O.D.	Tube I.D.	L Overall Length	D Thru Hole Min.
#	#	#				
A4TCB4	PP4TCB4	F4TCB4	1/4	1/4	1.67	.140
A6TCB4		F6TCB4	3/8	1/4	1.82	.140
A6TCB6	PP6TCB6	F6TCB6	3/8	3/8	1.98	.250
A8TCB6			1/2	3/8	2.10	.250
A8TCB8			1/2	1/2	2.10	.375

All sizes in inches

D

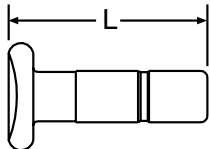
TEB - Tube Elbow Barb Connector



Gray Acetal	White Polypropylene	Natural Kynar	Tube Stem O.D.	Tube I.D.	M	N	D Thru Hole Min.
#	#	#					
A4TEB4	PP4TEB4	F4TEB4	1/4	1/4	0.89	1.00	.140
A6TEB6	PP6TEB6	F6TEB6	3/8	3/8	1.34	1.21	.250
A8TEB8			1/2	1/2	1.30	1.30	.390

D

TPL - Plug



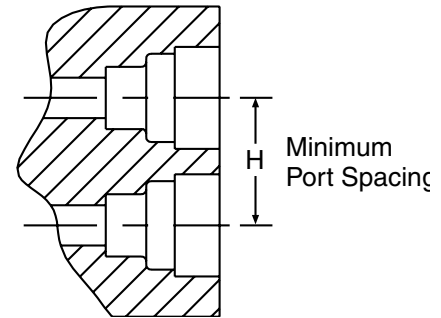
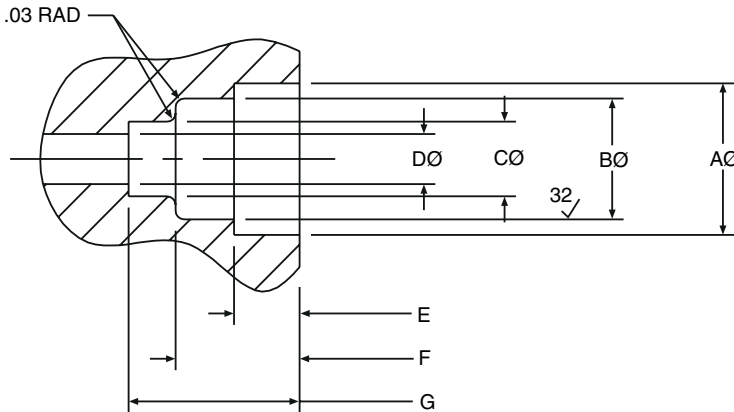
Gray Acetal	White Polypropylene	Natural Kynar	Fitting Size	L Overall Length
#	#	#		
A4TPL	PP4TPL	F4TPL	1/4	0.88
A6TPL	PP6TPL	F6TPL	3/8	1.45
A8TPL	PP8TPL		1/2	1.50

All sizes in inches

TSC - Cartridge Insert



Part Number with EPDM Seal	Nom. Tube O.D.	A* Diameter ±002	B Diameter ±003	C Diameter ±003	D Diameter Minimum	E Depth ±002	F Depth ±002	G Depth ±002	H* Centerline of Ports Minimum
#									
ATSC4-MG	1/4	.528	.421	.260	.19	.230	.435	.600	.670
ATSC6-MG	3/8	.632	.545	.385	.31	.280	.455	.705	.790
ATSC8-MG	1/2	.774	.668	.510	.41	.315	.510	.810	1.250



Parker TrueSeal™ Cartridge Inserts:

Allow you to machine or mold a tube connection into your equipment or components. By using cartridge inserts, you will reduce your material and assembly costs, reduce potential leak paths, and give your equipment a new, clean profile by eliminating the need for threaded connections. TSC Cartridge Inserts consist of 1 o-ring, 1 cartridge, and 1 collet.

*Cartridge inserts are rated at 300 psi in ports dimensioned as above and having Noryl as the receiving material. Other materials may have different ratings and require different port dimensions. Consult the Brass Products Division when using polypropylene, unfilled polypropylene, ABS or Nylon.

Assembly Instructions:

- Step 1**—Machine or mold the receiving orifice as per the above dimensions.
- Step 2**—Place the cartridge insert squarely onto the prepared port opening making sure that the barbs of the cartridge are going into the hole and the lettering on the face of the cartridge is visible.
- Step 3**—Using a rubber mallet or press, insert the cartridge into the first gland orifice until its face is flush with the top surface of the port.
- Step 4**—Insert the o-ring into the cartridge and seat it evenly into the second gland orifice.
- Step 5**—Insert the collet into the cartridge opening.
- Step 6**—Insert tubing.

NORYL® is a registered trademark of the General Electric Co.

All sizes in inches



TrueSeal Check Valves

Push-to-Connect check valves that ensures protection against reversal of flow. The valves have an arrow molded into the body to indicate the direction of flow. Valves are designed for connection with either thermoplastic or soft metal tubing and are intended for use with liquids only.

Materials of Construction

Body: Acetal

O-ring: EPDM

Metal Grip Edge: 300 Stainless

Working Pressure

Up to 150 PSI depending on tubing being used

Temperature Range

+34°F (1° C) to +150°F (65°C)

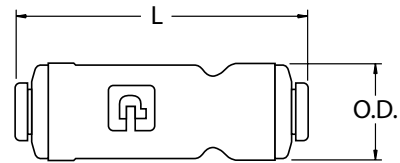
Cracking Pressure

1/3 PSI

D

VC – Check Valve

PART NO.	TUBE SIZE	L	O.D.
A4VC4-MG	1/4	2.00	.66
A5VC5-MG	5/16	2.10	.70
A6VC6-MG	3/8	2.15	.80



Polypropylene Ball Valves

For proven leak-free performance, specify **Polypropylene Ball Valves**. Their corrosion-resistant, all-plastic design makes them ideal for water filtration units, coffee and beverage machines and a wide variety of other fluid applications. Polypropylene material meets all FDA and NSF-51 requirements for food contact.

Features/Benefits:

- Precision molded, all-plastic design is leak free and corrosion resistant.
- Polypropylene material offers a wider chemical acceptance range, as well as a wide temperature range.
- Bi-directional flow maximizes productivity.
- Full flow design reduces pressure drop across the valve.
- Special o-ring seal ensures a reliable leak-tight connection.
- TrueSeal™ connection reduces potential leaks.

Specifications:

- Temperature range: 0°F to 225°F (-18°C to 107°C).
- O-ring seal material: Nitrile.
- NSF-51 listed.
- Pressure rated to 150 PSI with a 600 PSI burst pressure. Actual working pressures will be lower at elevated temperatures

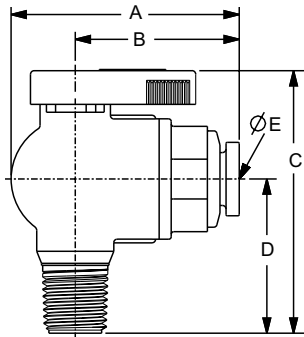
Advantages:

- Reduce costs—Built-in TrueSeal™ connection eliminates the need for a secondary fitting.
- Save space—Low-profile design allows for easy assembly and access where space is at a premium.

Assembly Instructions:

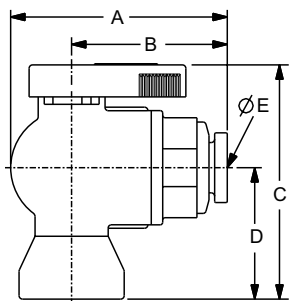
1. Inspect the mating threads for debris or damage. Remove any old fluoropolymer tape or sealant on previously used threads. If threads are damaged, replace with new adapter before proceeding.
2. Apply 2 to 3 wraps of fluoropolymer tape, Parker TrueSealant™ or an NSF/FDA approved silicon sealant. Do not use Plumbers Putty or Pipe Dope. These chemically react with plastic materials and could cause a failure.
3. Align ball valve to mating thread to ensure cross threading does not occur.
4. Screw ball valve onto mating thread 3 to 5 turns. This should be sufficient to properly seal the threads.
5. Pressurize system and check for leaks.

VME - Valve Male Elbow



Part Number	Nom. Tube O.D.	NPTF Thread Size	A	B	C	D	ØE Thru Hole Min.
#							
PP4VME2-MG (+)	1/4	1/8	1.74	1.21	2.00	1.10	.19
PP4VME4-MG	1/4	1/4	1.74	1.21	2.18	1.28	.19
PP4VME6-MG	1/4	3/8	1.74	1.21	2.18	1.28	.19
PP4VME8-MG (+)	1/4	1/2	1.74	1.21	2.37	1.47	.19
PP6VME2-MG (+)	3/8	1/8	1.85	1.32	2.00	1.10	.25
PP6VME4-MG	3/8	1/4	1.85	1.32	2.18	1.28	.25
PP6VME6-MG	3/8	3/8	1.85	1.32	2.18	1.28	.25
PP6VME8-MG	3/8	1/2	1.85	1.32	2.37	1.47	.25

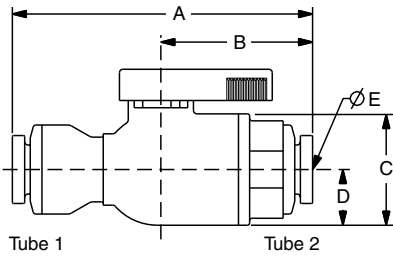
VFE - Valve Female Elbow



Part Number	Nom. Tube O.D.	NPTF Thread Size	A	B	C	D	ØE Thru Hole Min.
#							
PP4VFE2-MG (+)	1/4	1/8	1.74	1.21	1.82	0.92	.19
PP4VFE4-MG	1/4	1/4	1.74	1.21	2.05	1.15	.19
PP4VFE6-MG	1/4	3/8	1.74	1.21	2.18	1.28	.19
PP6VFE2-MG (+)	3/8	1/8	1.85	1.32	1.82	0.92	.25
PP6VFE4-MG	3/8	1/4	1.85	1.32	2.05	1.15	.25
PP6VFE6-MG	3/8	3/8	1.85	1.32	2.18	1.28	.25

(+) Non Standard.

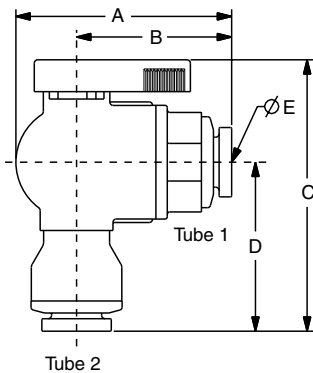
VUC - Valve Union Connector



Part Number	1 Tube Size	2 Tube Size	A	B	C	D	ØE Thru Hole Min.
#							
PP4VUC4-MG	1/4	1/4	2.55	1.22	1.0	0.5	.19
PP4VUC6-MG	1/4	3/8	2.55	1.22	1.0	0.5	.19
PP6VUC4-MG	3/8	1/4	2.57	1.30	1.0	0.5	.19
PP6VUC6-MG	3/8	3/8	2.67	1.32	1.4	0.5	.25

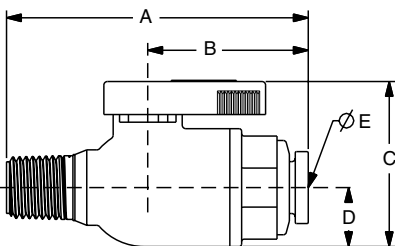
D

VEU - Valve Elbow Union



Part Number	1 Tube Size	2 Tube Size	A	B	C	D	ØE Thru Hole Min.
#							
PP4VEU4-MG	1/4	1/4	1.75	1.22	2.33	1.42	.19
PP4VEU6-MG	1/4	3/8	1.75	1.22	2.33	1.42	.11
PP6VEU4-MG	3/8	1/4	1.83	1.30	2.32	1.40	.19
PP6VEU6-MG	3/8	3/8	1.85	1.32	2.34	1.44	.25

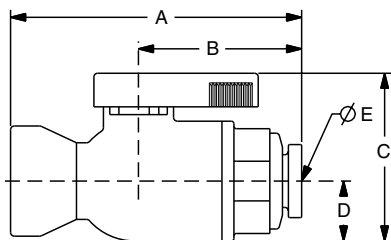
VMC - Valve Male Connector



Part Number	Nom. Tube O.D.	NPTF Thread Size	A	B	C	D	ØE Thru Hole Min.
#							
PP4VMC2-MG (+)	1/4	1/8	2.22	1.21	1.4	0.5	.19
PP4VMC4-MG	1/4	1/4	2.40	1.21	1.4	0.5	.19
PP4VMC6-MG	1/4	3/8	2.40	1.21	1.4	0.5	.19
PP4VMC8-MG (+)	1/4	1/2	2.59	1.21	1.4	0.5	.19
PP6VMC2-MG (+)	3/8	1/8	2.33	1.32	1.4	0.5	.25
PP6VMC4-MG	3/8	1/4	2.51	1.32	1.4	0.5	.25
PP6VMC6-MG	3/8	3/8	2.51	1.32	1.4	0.5	.25
PP6VMC8-MG (+)	3/8	1/2	2.70	1.32	1.4	0.5	.25

(+) Non Standard.

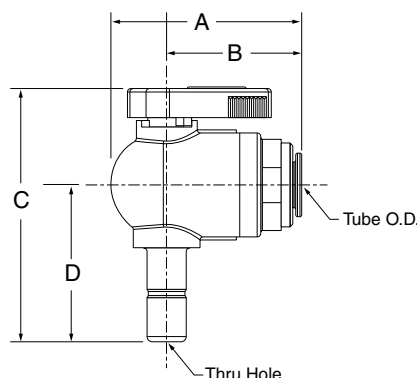
VFC - Valve Female Connector



Part Number	Nom. Tube O.D.	NPTF Thread Size	A	B	C	D	ØE Thru Hole Min.
#							
PP4VFC2-MG	1/4	1/8	2.04	1.21	1.4	0.5	.19
PP4VFC4-MG	1/4	1/4	2.27	1.21	1.4	0.5	.19
PP4VFC6-MG	1/4	3/8	2.40	1.21	1.4	0.5	.19
PP6VFC2-MG	3/8	1/8	2.15	1.32	1.4	0.5	.25
PP6VFC4-MG	3/8	1/4	2.38	1.32	1.4	0.5	.25
PP6VFC6-MG	3/8	3/8	2.51	1.32	1.4	0.5	.25

D

VTEU - Valve Tube Elbow Union



Part Number	Nom. Tube O.D.	Stem	A	B	C	D	ØE Thru Hole Min.
#							
PP4VTEU6-MG	1/4	3/8	1.75	1.22	2.43	1.50	.17
PP6VTEU6-MG	3/8	3/8	1.83	1.30	2.43	1.50	.25

Cold Water Supply Valve (Patent No. 6,213,149)

Parker's water supply valve is intended for use with Point Of Use water appliances requiring a cold water supply such as POU faucets, instant hot water faucets, reverse osmosis systems and water filtration systems. The Parker TrueSeal™ Cold Water Supply Valve is designed for temporary cold water shut-off to a POU appliance to change filters, tanks or when servicing the appliance — all while maintaining full water flow to the sink or water basin above. When the POU system is removed from service, the Parker TrueSeal™ Cold Water Supply Valve is to be removed also.

TrueSeal™ Cold Water Supply Valves are for cold water service at temperatures above freezing to 125°F ambient. Not for use in hot water service applications.

Features/Benefits:

- Fast, easy installation.
- No pierced lines or saddle hookups.
- Optimum flow to the faucet - full flow porting.
- No need to pierce the supply line.
- Connects 3/8" OD tubing directly to valve.
- 1/2" NPT connections available.
- Excellent resistance to chlorine and other chemicals.
- Integrated handle for easy on/off operation.
- Visual indicator shows open/closed position.

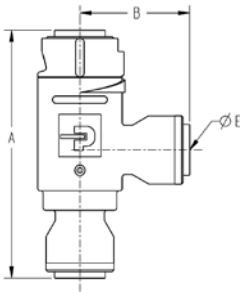
Specifications:

- NSF Standard 51 listed.
- Pressure rating: 150 PSI with a 600 PSI burst pressure.
- Design factor: 4:1
- O-ring seal material: EPDM.
- Meets the pressure integrity test of NSF-53 and NSF-58.

Applications:

- Reverse osmosis systems.
- Under sink filtration systems.
- POU faucets.
- Water supply valves are intended for cold water service at temperatures from above freezing to 125°F ambient.
- NOT for use in hot water service applications.

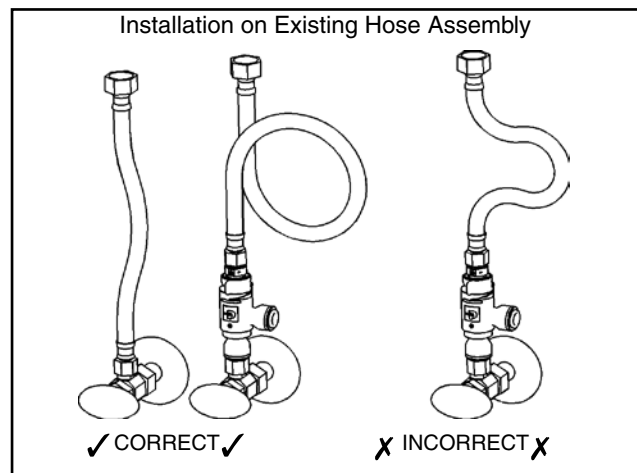
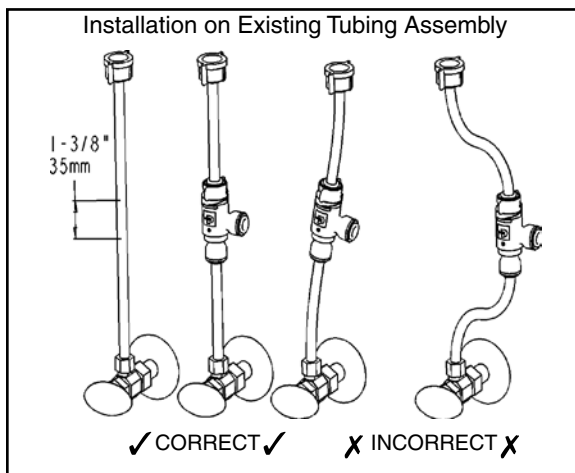
VTU - Water Supply Valve



White Polypropylene	Nom. Tube O.D.	A	B	D Thru Hole Min.
#				
PP6VTU6-MG	3/8	2.92	1.3	.30

D

TrueSeal™ Cold Water Supply Valve Assembly Instructions



For Installation with 3/8" Plastic Tubing:

1. Shut off water at the chrome or brass valve.
2. Disconnect existing tube assembly.
3. Cut out a 1-3/8" (35 mm) section near the center of the existing tubing. Cut the tube squarely and remove any burrs.
4. Place an insertion depth mark 3/4" (19 mm) from the end of each cut on the tubing to be reused. Refer to "TrueSeal Assembly Instructions," Steps 2 and 3, for tubing assembly (reverse side).
5. Reconnect tube assembly with new valve.
6. Make sure new valve is closed before opening water valve. Open valve in Step 1 and check for leaks.
7. Insert 3/8" tubing from water appliance into side port.
8. Open new valve by turning pointer to large end of flow indicator.

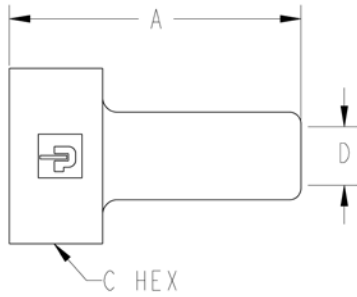
For Installation with Flexible Hose:

1. Shut off water at the chrome or brass valve.
2. Disconnect one end of existing hose assembly.
3. Place the appropriate adapters on the chrome or brass valve and the hose end.
4. Tighten adapter on chrome or brass valve finger tight plus 1/2 turn. Do not over tighten.
5. Push tube portion of adapters into top and bottom of valve until bottomed out. Hose should not be kinked. A longer hose assembly might be required if a gently loop cannot be made.
6. Make sure new valve is closed before opening water valve. Pointer will be at the small end of triangle flow indicator. Open valve in Step 1 and check for leaks.
7. Insert 3/8" tubing from water appliance into side port.
8. Open new valve by turning pointer to large end of flow indicator.

Water Supply Valve Kits

Part No.	Connects to:	Kit Contains
WSV4-Kit	1/4" Compression Valve	AW6TAF7-MG, AW6TFA7-MG, PP6VTU6-MG
WSV6-Kit	3/8" Compression Valve	AW6TAF9-MG, AW6TFA9-MG, PP6VTU6-MG
WSV8-Kit	1/2" NPSM Faucet Stem	AW6TAF8-MG, AW6TFA8-MG, PP6VTU6-MG

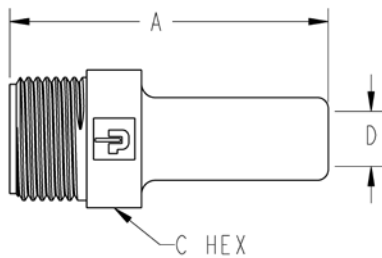
TFA - Tube Faucet Adapter (Female Thread)



White Acetal	Tube Stem O.D.	Thread Size	A	C Hex	D Min.
#					
AW6TFA7-MG	3/8	7/16-24	1.25	.69	.17
AW6TFA8-MG	3/8	1/4-14 NPSM	1.45	1.06	.22
AW6TFA9-MG	3/8	9/16-24	1.25	.75	.22

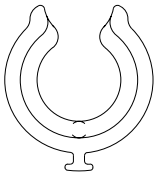
D

TAF - Tube Faucet Adapter (Male Thread)



White Acetal	Tube Stem O.D.	Thread Size	A	C Hex	D Min.
#					
AW6TAF7-MG	3/8	7/16-24	1.41	.50	.22
AW6TAF8-MG	3/8	1/4-14 NPSM	1.65	.88	.22
AW6TAF9-MG	3/8	9/16-24	1.45	.63	.22


SC - Safety Clip (Patent No. 6,065,779)



Standard color is black or blue. Other colors available upon request.

Part Number	Part Number	For Nominal Tube O.D.
#	#	
SC-4	SC-4-B	1/4
SC-5	SC-5-B	5/16
SC-6	SC-6-B	3/8
SC-8	SC-8-B	1/2

TS - Tube Supports



To be used with soft durometer tubing.

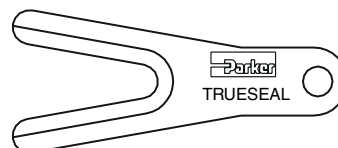
Nylon Part Number	Polypropylene Part Number
#	#
N4TS3	P4TS3
N5TS3	P5TS3
N6TS4	P6TS4
N8TS6	P8TS6

PTS - Pipe Thread Sealant

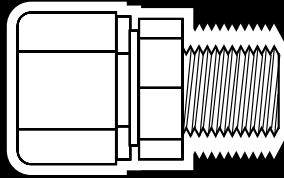


NSF-51 listed silicone.

AQRT - Quick Release Tool



Makes disconnection of tube adapters and tubing a breeze.

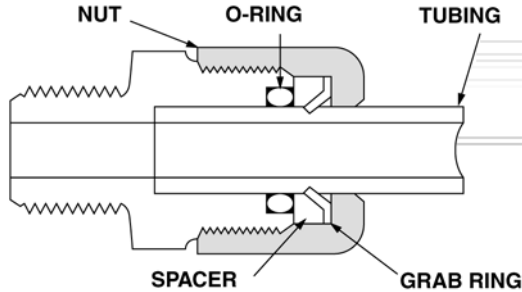


Fast & Tite® Thermoplastic Fittings

Fast & Tite® fittings are the most complete line of plastic fittings for thermoplastic tubing in the industry.

Use Fast & Tite® fittings with Parker Parflex tubing or other plastic, glass or metal tubing for low pressure or vacuum lines up to the pressure limits shown below. When using clear vinyl tubing or urethane tubing, it is necessary to use a TS tube support. A tube support can be used with any tubing for maximum holding power where tensiling, vibration or pressure spikes may occur.

Fast & Tite® fittings meet FDA and NSF-51 requirements for food contact.



Working Pressures for Fast & Tite® Fittings

Tube O. D., in.	Air-Oil-Water Pressure in PSI		
	Up to 75°F	76° to 125°F	126° to 175°F
1/4	300	300	300
5/16	300	300	300
3/8	250	250	150
1/2	200	200	150
5/8	150	100	50

Fast & Tite® thermoplastic tube fittings from Parker will prove to be the answer to your tubing connector needs. Patented Fast & Tite® fittings install in seconds without tools and provide a tight, sure, leak proof seal without clamps or adjustments. A unique 302 stainless steel grab ring for tube retention, coupled with a Nitrile O-Ring for positive seal, assures good tube connection with only hand tight assembly. A plastic grab ring is also available upon special request. Vibration or tube movement will not break the seal and cause leakage. Preassembled in either highly inert polypropylene, or strong, durable nylon, Fast & Tite® fittings are the answer to full flow thermoplastic tubing system requirements.

Ratings are based on use with copper tubing, and in all cases represent the maximum recommended working pressure of the fitting only. Working pressures (vs. temperatures) of other types of tubing may limit the tube and fitting assembly to pressures lower than shown above. Consult factory for recommendations on applications other than shown above.

When necessary, Fast & Tite® fittings can be disassembled by hand for fast system drainage. Fittings are completely Field Attachable. Parts are easily replaced. O-Rings are standard size and universally available. (For applications requiring other than Nitrile O-Rings, consult your Fast & Tite® distributor.)

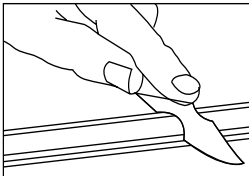
Temperature Range:

Black/White Polypropylene: 0°F (-18°C) to +212°F (+100°C)
Nylon: -40°F (-40°C) to +200°F (+93°C)

Fast Assembly

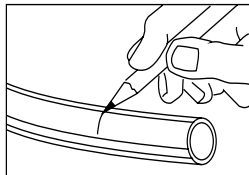
Step 1.

Cut the tube squarely and remove any burrs.



Step 2.

Mark from end of tube the length of insertion. If using a tube support, insert fully into tube and then mark from end of tube support length of insertion. (See table below)



Step 3.

Loosen nut on fitting until three threads are visible. Fittings for glass tubes must be disassembled and the grab ring removed. If the fitting has been disassembled the components are to be placed in the following order: fitting body, o-ring, spacer, grab ring and nut. Assemble the nut until three threads are showing on the body before inserting tube.

Step 4.

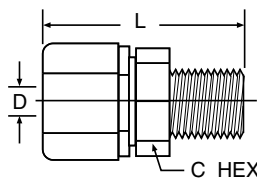
Moisten end of the tube with water. Push the tube Straight into fitting until it bottoms on the fitting's shoulder. Tighten nut by hand. Additional tightening should not be necessary, but 1/4 additional turn may be added if desired. Do not overtighten nut as the threads will strip and the fitting will not function properly. A proper assembly will not show the insertion mark extending beyond the nut. If the insertion mark is visible, then steps 1 thru 4 must be repeated.

Tube O.D. (in.)	Insertion Length with Tube Support (in.)	Insertion Length without Tube Support (in.)
1/4	5/8	9/16
5/16	5/8	9/16
3/8	13/16	3/4
1/2	7/8	13/16
5/8	1	15/16

Note: Provide adequate fail-safe mechanisms such as leakage detection sensors, automatic shut-off controls or other industry and code appropriate fail-safe devices in the design of your water-handling appliance to protect against personal injury and property damage. Plastic fittings containing an o-ring have a finite life depending on the environment, media and severity of the application. Frequent inspections and replacement of the fitting when anomalies are found is recommended.

MC - Male Connector

Tube to male pipe

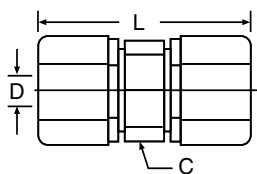


White Polypropylene Part Number	Black Polypropylene Part Number	White Nylon Part Number	Nom. Tube O.D.	NPTF Thread Size	C Hex	L Overall Length	D Thru Hole Min.
#	#	#					
W4MC2	P4MC2	N4MC2	1/4	1/8	11/16	1.38	.170
W4MC4	P4MC4	N4MC4	1/4	1/4	11/16	1.51	.170
W4MC6 (+)	P4MC6 (+)	N4MC6 (+)	1/4	3/8	11/16	.148	.170
W5MC2 (+)	P5MC2	N5MC2	5/16	1/8	11/16	1.38	.170
W5MC4 (+)	P5MC4	N5MC4	5/16	1/4	11/16	1.50	.250
W6MC2 (+)	P6MC2	N6MC2	3/8	1/8	13/16	1.50	.170
W6MC4	P6MC4	N6MC4	3/8	1/4	13/16	1.67	.250
W6MC6	P6MC6	N6MC6	3/8	3/8	13/16	1.67	.250
W6MC8 (+)	P6MC8	N6MC8	3/8	1/2	1	1.78	.250
W6MC12	P6MC12	N6MC12	3/8	3/4	1	1.84	.250
W8MC2 (+)	P8MC2	N8MC2	1/2	1/8	1	1.61	.170
W8MC4 (+)	P8MC4	N8MC4	1/2	1/4	1	1.74	.250
W8MC6	P8MC6	N8MC6	1/2	3/8	1	1.74	.375
W8MC8	P8MC8	N8MC8	1/2	1/2	1	1.87	.375
W8MC12 (+)	P8MC12	N8MC12	1/2	3/4	1	1.89	.375
W10MC2 (+)	P10MC2	N10MC2	5/8	1/8	1-18	1.75	.170
W10MC4 (+)	P10MC4	N10MC4	5/8	1/4	1-18	1.90	.250
W10MC6 (+)	P10MC6	N10MC6	5/8	3/8	1-18	1.90	.375
W10MC8 (+)	P10MC8	N10MC8	5/8	1/2	1-18	2.01	.500
W10MC12 (+)	P10MC12	N10MC12	5/8	3/4	1-18	2.04	.500



UC - Union Connector

Tube to tube

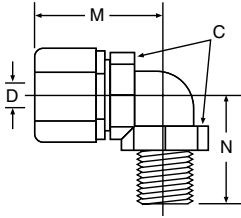


White Polypropylene Part Number	Black Polypropylene Part Number	White Nylon Part Number	Nom. Tube O.D.	C Hex	L Overall Length	D Thru Hole Min.
#	#	#				
W4UC4	P4UC4	N4UC4	1/4	11/16	1.62	.170
W5UC4 (+)	P5UC4	N5UC4	5/16-1/4	11/16	1.62	.170
W5UC5 (+)	P5UC5	N5UC5	5/16	11/16	1.62	.190
W6UC4	P6UC4	N6UC4	3/8-1/4	13/16	1.80	.170
W6UC5 (+)	P6UC5	N6UC5	3/8-5/16	13/16	1.80	.190
W6UC6	P6UC6	N6UC6	3/8	13/16	1.92	.250
W8UC6	P8UC6	N8UC6	1/2-3/8	1	1.95	.250
W8UC8	P8UC8	N8UC8	1/2	1	2.03	.375
W10UC6 (+)	P10UC6	N10UC6	5/8-3/8	1-18	2.19	.250
W10UC8 (+)	P10UC8	N10UC8	5/8-1/2	1-1/8	2.24	.375
W10UC10 (+)	P10UC10	N10UC10	5/8	1-1/8	2.40	.500

(+) Non Standard. see page XX for information on non-standard products.

ME - Male Elbow

Tube to male pipe

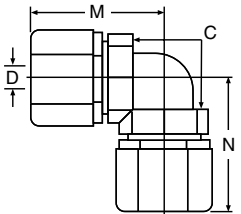


White Polypropylene Part Number	Black Polypropylene Part Number	White Nylon Part Number	Nom. Tube O.D.	NPTF Thread Size	C Hex	M	N	D Thru Hole Min.
#	#	#						
W4ME2	P4ME2	N4ME2	1/4	1/8	3/4	1.06	0.81	.170
W4ME4	P4ME4	N4ME4	1/4	1/4	3/4	1.06	1.02	.170
W4ME6	P4ME6	N4ME6	1/4	3/8	3/4	1.06	1.02	.170
W5ME2 (+)	P5ME2	N5ME2	5/16	1/8	3/4	1.06	0.81	.193
W5ME4 (+)	P5ME4	N5ME4	5/16	1/4	3/4	1.06	1.02	.193
W5ME6 (+)	P5ME6	N5ME6	5/16	3/8	3/4	1.06	1.02	.193
W6ME4	P6ME4	N6ME4	3/8	1/4	7/8	1.28	1.12	.250
W6ME6	P6ME6	N6ME6	3/8	3/8	7/8	1.28	1.12	.250
W6ME8	P6ME8	N6ME8	3/8	1/2	1	1.28	1.34	.250
W6ME12 (+)	P6ME12	N6ME12	3/8	3/4	1-3/16	1.59	1.40	.250
W8ME4 (+)	P8ME4	N8ME4 (+)	1/2	1/4	1-1/16	1.48	1.22	.250
W8ME6	P8ME6	N8ME6	1/2	3/8	1-1/16	1.56	1.21	.375
W8ME8	P8ME8	N8ME8	1/2	1/2	1-1/16	1.56	1.34	.375
W8ME12 (+)	P8ME12 (+)	N8ME12 (+)	1/2	3/4	1-1/8	1.50	1.40	.375
W10ME8 (+)	P10ME8	N10ME8	5/8	1/2	1-3/16	1.72	1.40	.500

D

EU - Elbow Union

Tube to tube

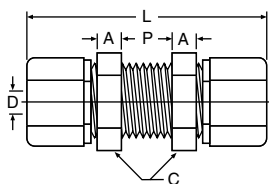


White Polypropylene Part Number	Black Polypropylene Part Number	White Nylon Part Number	Nom. Tube O.D.	C Hex	M	N	D Thru Hole Min.
#	#	#					
W4EU4	P4EU4	N4EU4	1/4	3/4	1.06	1.06	.170
W5EU4 (+)	P5EU4	N5EU4	5/16-1/4	3/4	1.06	1.06	.170
W5EU5 (+)	P5EU5	N5EU5	5/16	3/4	1.06	1.06	.193
W6EU4	P6EU4	N6EU4	3/8-1/4	7/8	1.06	1.28	.170
W6EU5 (+)	P6EU5	N6EU5	3/8-5/16	7/8	1.06	1.28	.170
W6EU6	P6EU6	N6EU6	3/8	7/8	1.28	1.28	.250
W8EU6	P8EU6	N8EU6	1/2-3/8	1-1/16	1.37	1.56	.250
W8EU8	P8EU8	N8EU8	1/2	1-1/16	1.56	1.56	.375
W10EU10 (+)	P10EU10	N10EU10	5/8	1-3/16	1.72	1.72	.500

(+) Non Standard. see page XX for information on non-standard products.

BU - Bulkhead Union

Tube to tube

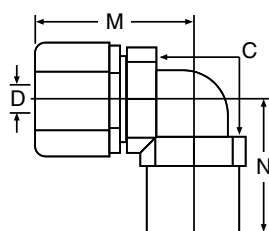


White Polypropylene Part Number	Black Polypropylene Part Number	White Nylon Part Number	Nom. Tube O.D.	A Ref.	C Hex	L Overall Length	P Max.	D Thru Hole Min.	Bulkhead Hole Drill Size
#	#	#							
W4BU4	P4BU4	N4BU4	1/4	1/4	13/16	2-11/64	3/8	.170	21/32
W5BU5 (+)	P5BU5	N5BU5	5/16	1/4	13/16	2-11/64	3/8	.187	21/32
W6BU6	P6BU6	N6BU6	3/8	9/32	15/16	2-39/64	1/2	.250	25/32
W8BU8	P8BU8	N8BU8	1/2	5/16	1-5/32	2-3/4	1/2	.375	31/32



FE - Female Elbow

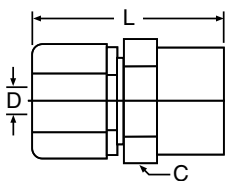
Tube to female pipe



White Polypropylene Part Number	Black Polypropylene Part Number	White Nylon Part Number	Nom. Tube O.D.	NPTF Thread Size	C Hex	M	N	D Thru Hole Min.
#	#	#						
W4FE2	P4FE2	N4FE2	1/4	1/8	11/16	1.10	0.84	.170
W4FE4	P4FE4	N4FE4	1/4	1/4	11/16	1.10	0.94	.170
W5FE2 (+)	P5FE2	N5FE2	5/16	1/8	11/16	1.10	0.84	.193
W6FE4	P6FE4	N6FE4	3/8	1/4	13/16	1.30	1.06	.250
W6FE6	P6FE6	N6FE6	3/8	3/8	13/16	1.30	1.03	.250
W8FE6 (+)	P8FE6	N8FE6	1/2	3/8	1	1.50	1.16	.375
W8FE8	P8FE8	N8FE8	1/2	1/2	1	1.50	1.27	.375
W10FE8 (+)	P10FE8	N10FE8	5/8	1/2	1-1/8	1.70	1.34	.500

FC - Female Connector

Tube to female pipe

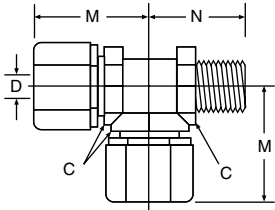


White Polypropylene Part Number	Black Polypropylene Part Number	White Nylon Part Number	Nom. Tube O.D.	NPTF Thread Size	C Hex	L Overall Length	D Thru Hole Min.
#	#	#					
W4FC2	P4FC2	N4FC2	1/4	1/8	11/16	1.30	.170
W4FC4	P4FC4	N4FC4	1/4	1/4	11/16	1.40	.170
W6FC4	P6FC4	N6FC4	3/8	1/4	1	1.57	.250
W6FC6	P6FC6	N6FC6	3/8	3/8	1-1/8	1.57	.250
W6FC8 (+)	P6FC8	N6FC8	3/8	1/2	1-1/8	1.67	.250
W8FC6	P8FC6	N8FC6	1/2	3/8	1	1.66	.375
W8FC8	P8FC8	N8FC8	1/2	1/2	1-1/8	1.78	.375
W10FC8 (+)	P10FC8	N10FC8	5/8	1/2	1-1/8	1.95	.500

(+) Non Standard. see page XX for information on non-standard products.

MR - Male Run Tee

Tube to male pipe

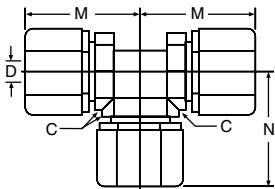


White Polypropylene Part Number	Black Polypropylene Part Number	White Nylon Part Number	Nom. Tube O.D.	NPTF Thread Size	C Hex	M	N	D Thru Hole Min.
#	#	#						
W4MR2	P4MR2	N4MR2	1/4	1/8	11/16	1.09	0.89	.170
W6MR4	P6MR4	N6MR4	3/8	1/4	13/16	1.30	1.17	.250
W8MR6	P8MR6	N8MR6	1/2	3/8	1	1.46	1.28	.375
W10MR8 (+)	P10MR8	N10MR8	5/8	1/2	1-1/8	1.68	1.50	.500

D

TU - Tee Union

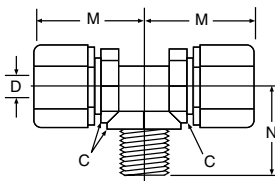
Tube to tube



White Polypropylene Part Number	Black Polypropylene Part Number	White Nylon Part Number	Nom. Tube O.D.	C Hex	M	N	D Thru Hole Min.
#	#	#					
W4TU4	P4TU4	N4TU4	1/4	11/16	1.09	1.09	.170
W5TU5 (+)	P5TU5	N5TU5	5/16	11/16	1.09	1.09	.187
W6TU6	P6TU6	N6TU6	3/8	13/16	1.30	1.30	.250
W8TU6 (+)	P8TU6	N8TU6	1/2-3/8	1	1.46	1.39	.250
W8TU8	P8TU8	N8TU8	1/2	1	1.46	1.46	.375
W10TU6 (+)	P10TU6	N10TU6	5/8-3/8	1-1/8	1.68	1.46	.250
W10TU10 (+)	P10TU10	N10TU10	5/8	1-3/16	1.68	1.68	.500

MT - Male Branch Tee

Tube to male pipe



White Polypropylene Part Number	Black Polypropylene Part Number	White Nylon Part Number	Nom. Tube O.D.	NPTF Thread Size	C Hex	M	N	D Thru Hole Min.
#	#	#						
W4MT2	P4MT2	N4MT2	1/4	1/8	11/16	1.09	0.89	.170
W4MT4	P4MT4	N4MT4	1/4	1/4	11/16	1.09	1.06	.170
W5MT2 (+)	P5MT2	N5MT2	5/16	1/8	11/16	1.09	0.89	.170
W5MT4 (+)	P5MT4	N5MT4	5/16	1/4	11/16	1.09	1.06	.187
W6MT4	P6MT4	N6MT4	3/8	1/4	13/16	1.30	1.12	.250
W6MT6	P6MT6	N6MT6	3/8	3/8	13/16	1.30	1.10	.250
W8MT6	P8MT6	N8MT6	1/2	3/8	1	1.46	1.22	.375
W8MT8	P8MT8	N8MT8	1/2	1/2	1	1.46	1.43	.375
W10MT8 (+)	P10MT8	N10MT8	5/8	1/2	1-1/8	1.68	1.41	.500


(+) Non Standard. see page XX for information on non-standard products.

GR - Grab Ring (Stainless or Plastic)



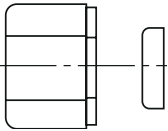
Stainless Grab Ring Part Number	Plastic Grab Ring Part Number	O-Ring Part Number	For Nom. Tube O.D.
#	#	#	
4GR	4GRP	4OR	1/4
5GR	5GRP	5OR	5/16
6GR	6GRP	6OR	3/8
8GR	8GRP	8OR	1/2
10GR	10GRP	10OR	5/8

OR - O-Ring



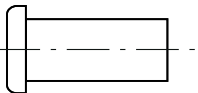
D

NS - Nut and Spacer Sets




White Polypropylene Part Number	Black Polypropylene Part Number	White Nylon Part Number	For Nom. Tube O.D.
#	#	#	
W4NS	P4NS	N4NS	1/4
W5NS	P5NS	N5NS	5/16
W6NS	P6NS	N6NS	3/8
W8NS	P8NS	N8NS	1/2
W10NS	P10NS	N10NS	5/8

TS - Tube Support



Polypropylene Part Number	Nylon Part Number	For Tube Part Number
#	#	
P4TS3	N4TS3	PV43
P5TS3	N5TS3	PV53
P6TS4	N6TS3	PV64
P8TS6	N8TS6	PV86
P10TS8	N10TS8	PV108



D

Par-Barb® Thermoplastic Fittings

Par-Barb® fittings are precision injection molded from high-strength, chemically inert, thermoplastic materials.

The specially engineered four-barb design generates the maximum gripping and sealing power when combined with a hose clamp. The unique barb design requires the tube or hose to expand slightly to accept the fitting, providing a positive seal on the barbs.

Par-Barb® fittings are widely used with Parflex clear vinyl tubing, urethane tubing and a variety of rubber tubing and hose. Par-Barb® fittings meet FDA and NSF-51 specifications for food contact.

Par-Barb® is recommended in medical, pollution control, food and beverage applications. Other uses include irrigation, instrumentation, reverse osmosis and deionized water systems.

Temperature range:

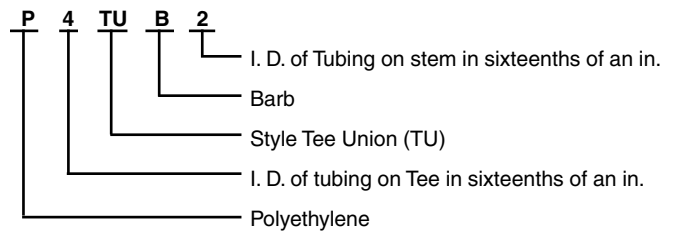
Black Polyethylene: -65°F (-54°C) to +190°F (+88°C.)

White Nylon: -40°F (-40°C) to +200°F (+93°C.)

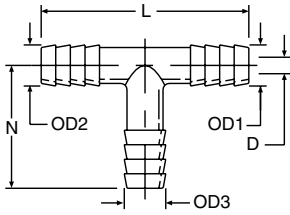
Working pressures:

Par-Barb® fittings are generally used in systems where pressures do not exceed 125 PSI. When used in excess of 125 PSI, Par-Barb® fittings, in all sizes, should be tested by the customer in his particular application. Operating pressures of Par-Barb® fittings are governed by ambient and fluid temperatures, type of fluid conveyed, hose or tubing used, clamping mechanism employed and conditions of mechanical abuse.

How to order Par-Barb® fittings:



TUB - Tee Union

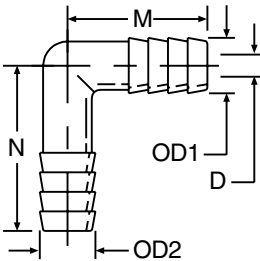


Black High Density Linear Polyethylene Part Number	White Nylon Part Number	Tube or Hose I.D. 1&2	Tube or Hose I.D. 3	O.D. 1&2	O.D. 3	L	N	D Flow Diameter
#	#							
P2TUB2	N2TUB2	1/8	1/8	.141	.141	1.203	0.594	.078
P3TUB3	N3TUB3	3/16	3/16	.245	.245	1.941	1.256	.106
P4TUB3 (+)	N4TUB3	1/4	3/16	.308	.245	2.004	1.256	.106
P4TUB4	N4TUB4	1/4	1/4	.308	.308	2.004	1.256	.153
P5TUB5	N5TUB5	5/16	5/16	.361	.361	2.058	1.256	.215
P6TUB3 (+)	N6TUB3 (+)	3/8	3/16	.425	.245	1.941	1.256	.106
P6TUB4	N6TUB4	3/8	1/4	.425	.308	2.121	1.256	.153
P6TUB6	N6TUB6	3/8	3/8	.425	.425	2.134	1.256	.247
P6TUB8	N6TUB8	3/8	1/2	.425	.550	2.121	1.256	.247
P8TUB4 (+)	N8TUB4 (+)	1/2	1/4	.550	.308	2.246	1.256	.153
P8TUB6	N8TUB6	1/2	3/8	.550	.425	2.248	1.256	.247
P8TUB8	N8TUB8	1/2	1/2	.550	.550	2.248	1.256	.372
P10TUB8	N10TUB8	5/8	1/2	.644	.550	2.340	1.256	.372
P10TUB10	N10TUB10	5/8	5/8	.644	.644	2.340	1.256	.465

*P2UCB2, P2TUB2, P12HPN6 are not FDA compliant.



EUB - Elbow Union

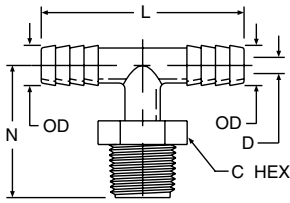


Black High Density Linear Polyethylene Part Number	White Nylon Part Number	Tube or Hose I.D.		O.D. 1&2	O.D. 3	M	N	D Flow Diameter
		1	2					
#	#							
P4EUB4	N4EUB4	1/4	1/4	.308	.308	1.002	1.256	.153
P6EUB6	N6EUB6	3/8	3/8	.425	.425	1.060	1.256	.247
P8EUB4	N8EUB4	1/2	1/4	.550	.308	1.002	1.256	.153
P8EUB6	N8EUB6	1/2	3/8	.550	.425	1.060	1.256	.247
P8EUB8	N8EUB8	1/2	1/2	.550	.550	1.123	1.256	.372
P10EUB10	N10EUB10	5/8	5/8	.644	.644	1.170	1.256	.465
P10EUB12	N10EUB12	3/4	3/4	.788	.788	1.242	1.256	.606

(+) Non Standard. see page XX for information on non-standard products.



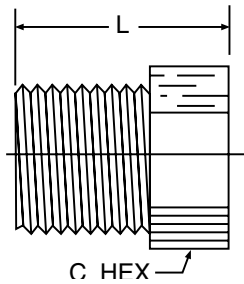
MTB - Tee Male Branch



D

Black High Density Linear Polyethylene Part Number	White Nylon Part Number	Tube or Hose I.D.	NPTF Pipe Thread Size	O.D.	C Hex	L	N	D Flow Diameter
#	#							
P3MTB2	N3MTB2	3/16	1/8	.245	7/16	1.941	1.187	.106
P3MTB4	N3MTB4	3/16	1/4	.245	9/16	1.941	1.406	.106
P4MTB2	N4MTB2	1/4	1/8	.308	7/16	2.004	1.187	.153
P4MTB4	N4MTB4	1/4	1/4	.308	9/16	2.004	1.406	.153
P4MTB6	N4MTB6	1/4	3/8	.308	11/16	2.004	1.436	.153
P6MTB4	N6MTB4	3/8	1/4	.425	9/16	2.121	1.406	.247
P6MTB6	N6MTB6	3/8	3/8	.425	11/16	2.121	1.436	.247
P6MTB8	N6MTB8	3/8	1/2	.425	7/8	2.121	1.626	.247
P8MTB4	N8MTB4	1/2	1/4	.550	9/16	2.246	1.406	.281
P8MTB6	N8MTB6	1/2	3/8	.550	11/16	2.246	1.436	.372
P8MTB8	N8MTB8	1/2	1/2	.550	7/8	2.246	1.626	.372
P12MTB12	N12MTB12 (+)	3/4	3/4	.788	1-1/8	2.484	1.636	.606

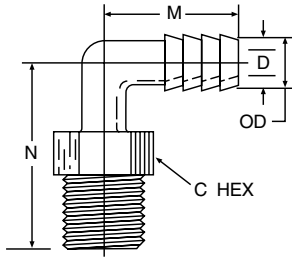
HPL - Hex Head Pipe Plug



Black High Density Linear Polyethylene Part Number	White Nylon Part Number	NPTF Pipe Thread Size	C Hex	L Overall Length
#	#			
P2HPL	N2HPL	1/8	7/16	0.660
P4HPL	N4HPL	1/4	9/16	0.880
P6HPL	N6HPL	3/8	11/16	0.905
P8HPL	N8HPL	1/2	7/8	1.092
P12HPL	N12HPL	3/4	1-1/8	1.115

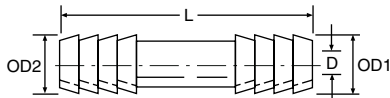
(+) Non Standard. see page XX for information on non-standard products.

MEB - Male Elbow Connector



Black High Density Linear Polyethylene Part Number	White Nylon Part Number	Tube or Hose I.D.	NPTF Pipe Thread Size	O.D.	C Hex	M	N	D Flow Diameter
#	#							
P3MEB2	N3MEB2	3/16	1/8	.245	7/16	1.971	1.186	.106
P3MEB4	N3MEB4	3/16	1/4	.245	9/16	1.971	1.406	.106
P4MEB2	N4MEB2	1/4	1/8	.308	7/16	1.002	1.186	.153
P4MEB4	N4MEB4	1/4	1/4	.308	9/16	1.002	1.406	.153
P4MEB6	N4MEB6	1/4	3/8	.308	11/16	1.002	1.436	.153
P4MEB8	N4MEB8	1/4	1/2	.308	7/8	1.002	1.626	.153
P4MEB12	N4MEB12	1/4	3/4	.308	1-1/8	1.002	1.636	.153
P6MEB2	N6MEB2	3/8	1/8	.425	7/16	1.060	1.186	.247
P6MEB4	N6MEB4	3/8	1/4	.425	9/16	1.060	1.406	.247
P6MEB6	N6MEB6	3/8	3/8	.425	11/16	1.060	1.436	.247
P6MEB8	N6MEB8	3/8	1/2	.425	7/8	1.060	1.626	.247
P6MEB12	N6MEB12	3/8	3/4	.425	1-1/8	1.060	1.636	.247
P8MEB4	N8MEB4	1/2	1/4	.550	9/16	1.123	1.406	.372
P8MEB6	N8MEB6	1/2	3/8	.550	11/16	1.123	1.436	.372
P8MEB8	N8MEB8	1/2	1/2	.550	7/8	1.123	1.626	.372
P8MEB12	N8MEB12	1/2	3/4	.550	1-1/8	1.123	1.636	.372
P10MEB6	N10MEB6	5/8	3/8	.644	11/16	1.170	1.436	.465
P10MEB8	N10MEB8	5/8	1/2	.644	7/8	1.170	1.626	.465
P10MEB12	N10MEB12	5/8	3/4	.644	1-1/8	1.170	1.636	.465
P12MEB8	N12MEB8	3/4	1/2	.788	7/8	1.242	1.626	.606

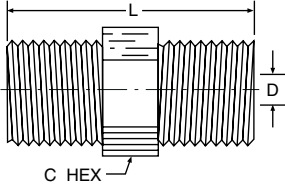
UCB - Union Connector






Black High Density Linear Polyethylene Part Number	White Nylon Part Number	Tube or Hose I.D. 1&2	Tube or Hose I.D. 3	O.D. 1&2	O.D. 3	L	D Flow Diameter
#	#						
P2UCB2	N2UCB2	1/8	1/8	.152	.152	.625	.090
P3UCB3	N3UCB3	3/16	3/16	.245	.245	1.750	.106
P4UCB3	N4UCB3	1/4	3/16	.308	.245	1.750	.106
P4UCB4	N4UCB4	1/4	1/4	.308	.308	1.750	.153
P5UCB5	N5UCB5	5/16	5/16	.361	.361	1.750	.215
P6UCB4	N6UCB4	3/8	1/4	.425	.308	1.750	.153
P6UCB6	N6UCB6	3/8	3/8	.425	.425	1.733	.247
P8UCB4	N8UCB4	1/2	1/4	.550	.308	1.750	.153
P8UCB6	N8UCB6	1/2	3/8	.550	.425	1.750	.247
P8UCB8	N8UCB8	1/2	1/2	.550	.550	1.750	.372
P10UCB6	N10UCB6	5/8	3/8	.644	.425	1.750	.247
P10UCB8	N10UCB8	5/8	1/2	.644	.550	1.750	.372
P10UCB10	N10UCB10	5/8	5/8	.644	.644	1.750	.465

*P2UCB2, P2TUB2, P12HPN6 are not FDA compliant.

HPN - Hex Pipe Nipple

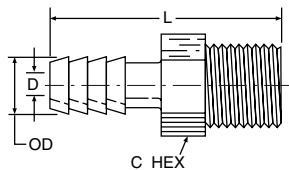


D

Black High Density Linear Polyethylene Part Number	White Nylon Part Number	Side 1	Side 2	C Hex	L	D1 Diameter	D2 Diameter
#	#						
P2HPN2	N2HPN2	1/8	1/8	7/16	1.062	.187	.187
P4HPN2	N4HPN2	1/4	1/8	9/16	1.281	.286	.187
P4HPN4	N4HPN4	1/4	1/4	9/16	1.469	.285	.285
P6HPN2	N6HPN2	3/8	1/8	11/16	1.332	.406	.187
P6HPN4	N6HPN4	3/8	1/4	11/16	1.488	.406	.285
P6HPN6	N6HPN6	3/8	3/8	11/16	1.500	.406	.406
P8HPN2	N8HPN2	1/2	1/8	7/8	1.485	.618	.187
P8HPN4	N8HPN4	1/2	1/4	7/8	1.687	.618	.285
P8HPN6	N8HPN6	1/2	3/8	7/8	1.687	.618	.406
P8HPN8	N8HPN8	1/2	1/2	7/8	1.875	.618	.618
P12HPN6	N12HPN6	3/4	3/8	1-1/8	1.703	.750	.408
P12HPN8	N12HPN8	3/4	1/2	1-1/8	1.891	.750	.618
P10HPN12	N10HPN12	3/4	3/4	1-1/8	1.932	.750	.750

*P2UCB2, P2TUB2, P12HPN6 are not FDA compliant.

MCB - Male Connector Adapter



Black High Density Linear Polyethylene Part Number	White Nylon Part Number	Tube or Hose I.D.	NPTF Pipe Thread Size	O.D.	C Hex	L	D Flow Diameter
#	#						
P3MCB2	N3MCB2	3/16	1/8	.245	7/16	1.530	.106
P3MCB4	N3MCB4	3/16	1/4	.245	9/16	1.750	.106
P3MCB8	N3MCB8	3/16	1/2	.245	7/8	1.970	.106
P4MCB2	N4MCB2	1/4	1/8	.308	7/16	1.530	.153
P4MCB4	N4MCB4	1/4	1/4	.308	9/16	1.750	.153
P4MCB6	N4MCB6	1/4	3/8	.308	11/16	1.780	.153
P4MCB8	N4MCB8	1/4	1/2	.308	7/8	1.970	.153
P4MCB12	N4MCB12	1/4	3/4	.308	1-1/8	1.980	.153
P5MCB2	N5MCB2	5/16	1/8	.361	7/16	1.530	.215
P5MCB4	N5MCB4	5/16	1/4	.361	9/16	1.750	.215
P5MCB6	N5MCB6	5/16	3/8	.361	11/16	1.780	.215
P6MCB2	N6MCB2	3/8	1/8	.425	7/16	1.530	.187
P6MCB4	N6MCB4	3/8	1/4	.425	9/16	1.750	.247
P6MCB6	N6MCB6	3/8	3/8	.425	11/16	1.780	.247
P6MCB8	N6MCB8	3/8	1/2	.425	7/8	1.970	.247
P6MCB12	N6MCB12	3/8	3/4	.425	1-1/8	1.980	.247
P8MCB4	N8MCB4	1/2	1/4	.550	9/16	1.750	.372
P8MCB6	N8MCB6	1/2	3/8	.550	11/16	1.780	.372
P8MCB8	N8MCB8	1/2	1/2	.550	7/8	1.970	.372
P8MCB12	N8MCB12	1/2	3/4	.550	1-1/8	1.980	.372
P10MCB6	N10MCB6	5/8	3/8	.644	11/16	1.780	.465
P10MCB8	N10MCB8	5/8	1/2	.644	7/8	1.970	.465
P10MCB12	N10MCB12	5/8	3/4	.644	1-1/8	1.980	.465
P12MCB8	N12MCB8	3/4	1/2	.788	7/8	1.970	.606
P12MCB12	N12MCB12	3/4	3/4	.788	1-1/8	1.980	.606



